



CATALOGO
GENERALE

GENERAL
CATALOGUE

17

18





SINCE 1979 OUR CLIENTS, OUR MAIN PRIORITY

**BEFORE AND AFTER SALE, FABAS LUCE CLIENT NEVER FEELS ALONE.
HE IS ALWAYS ACCOMPANIED BY PROPOSALS, SOLUTIONS AND COURTESY.**

Our main goal is to focus on product quality and customer service, even in after sale, and this is one of the reasons of FABAS LUCE steady growth over the last years. This was and it continues to be possible thanks to highly professional staff who responds quickly and courteously to the most varied demands of our many customers.

This new general catalogue further confirms the role of FABAS LUCE as a reference company in the field of decorative lighting. There are a lot of novelties introduced both from design, technical and technological point of view. An important aspect concerns the design of the products which is largely cared for by our Italian design team, while the design and engineering of our full range is entirely made at FABAS LUCE headquarters in Italy.

DAL 1979

IL CLIENTE, LA NOSTRA PRIORITÀ

**PRIMA E DOPO LA VENDITA, UN CLIENTE FABAS LUCE
NON SI SENTE MAI SOLO. È SEMPRE ACCOMPAGNATO
DA PROPOSTE, SOLUZIONI E CORTESIA.**

L'attenzione alla qualità dei prodotti e il servizio al cliente, soprattutto nel post-vendita è certamente uno dei motivi principali di crescita di FABAS LUCE nel corso degli ultimi anni. Merito di un personale altamente professionale capace di rispondere con celerità e cortesia alle richieste più svariate dei nostri numerosissimi clienti.

Questo nuovo catalogo generale rappresenta l'ulteriore conferma del ruolo di riferimento nel settore dell'illuminazione decorativa; sono infatti moltissime le novità introdotte da un punto di vista tecnico, tecnologico ed estetico. In particolare il design dei prodotti è curato per la maggior parte da un team di designers italiani, mentre la progettazione e l'ingegnerizzazione è fatta interamente nel quartier generale di FABAS LUCE in Italia.



Sistema Gestione Qualità Certificato
UNI EN ISO 9001 N°9105.FBSL



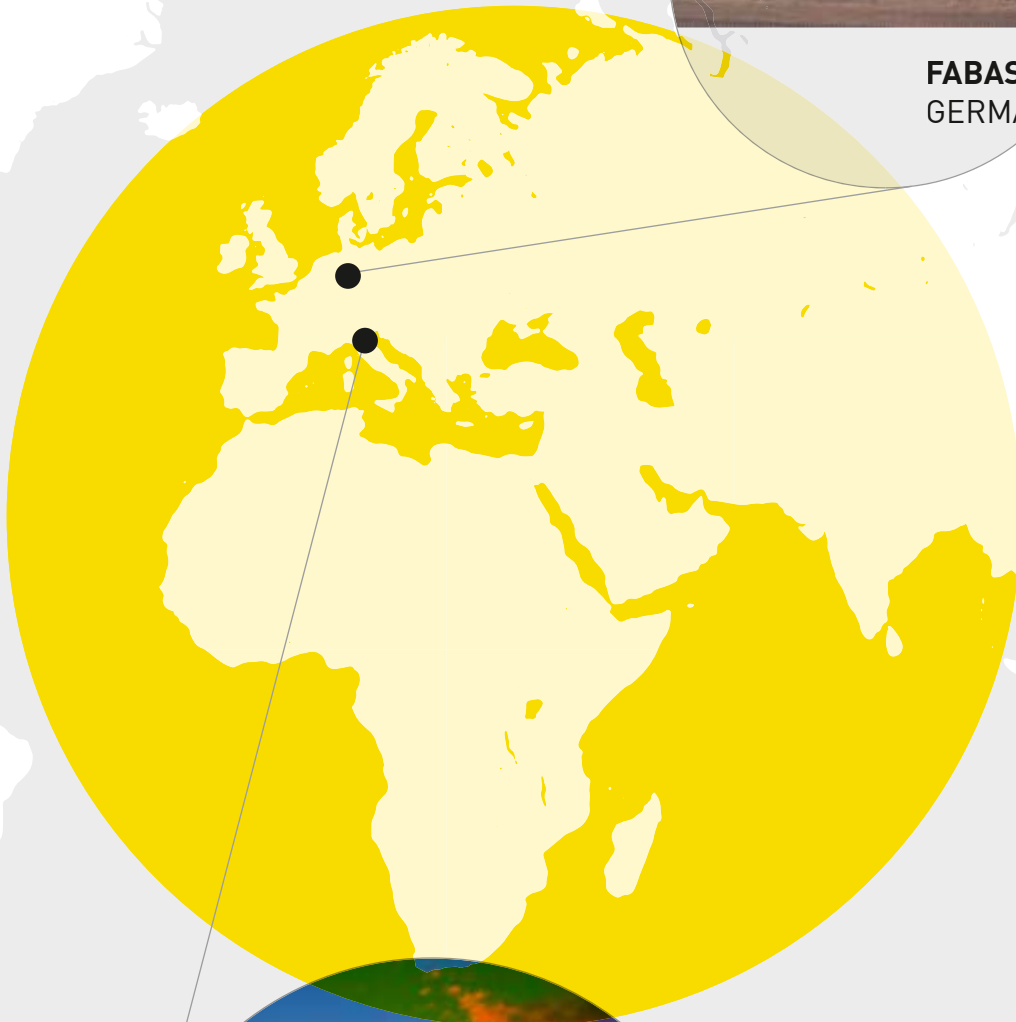
IT - 84134

UN MONDO DI CLIENTI

A WORLD OF CLIENTS



FABAS LUCE GmbH
GERMANY



FABAS LUCE S.p.A.
ITALY

FABAS LUCE opera in oltre 40 Paesi in tutto il mondo: siamo presenti con nostre filiali in Italia e in Germania e tramite distributori e rete di agenzie in Europa, Africa e Medio Oriente.


Abbiamo il 95% di prodotti in pronta consegna grazie ad un magazzino logistico di oltre 9.000 posti pallet e siamo in grado di evadere ordini, anche consistenti, nel giro di pochissimi giorni.

FABAS LUCE operates in over 40 countries around the world: we are present with our subsidiaries in Italy and Germany, through distributors and network of agencies in Europe, Africa and the Middle East.

We have 95% of the products ready for delivery thanks to a logistic warehouse of over 9.000 pallet positions and we are able to deliver big orders even within few days.

PER L'AMBIENTE, UN FUTURO PIÙ LUMINOSO

FOR THE ENVIRONMENT A BRIGHTER FUTURE



-10 MIL

TONNELLATE DI CO₂
TONNES OF CO₂

Se tutto il mondo utilizzasse
le nostre lampade a LED si
risparmierebbero 10 milioni
di tonnellate di CO₂ all'anno.

If all the world used
our LED lamps it would
be saved 10 million tonnes
of CO₂ per year.





MENO CONSUMI, PIÙ ECO-SOSTENIBILITÀ: GLI OBIETTIVI DELLA NOSTRA RICERCA

FABAS LUCE ha sempre avuto una particolare sensibilità rispetto ai temi del risparmio energetico e del rispetto dell'ambiente. E la domanda di riduzione dei consumi da parte anche degli stessi consumatori è sempre più forte.

Anche queste sono le ragioni per le quali diverse direttive europee richiedono il marchio di efficienza energetica di sorgenti luminose e apparecchi di illuminazione. Abbiamo preparato una breve descrizione del nuovo tipo di etichettatura per l'efficienza energetica. La parentesi al centro dell'etichetta indica il tipo di lampadina compatibile con l'apparecchio d'illuminazione. Di fianco alcuni esempi:

LESS CONSUMPTION, MORE ECO-SUSTAINABILITY: THE GOALS OF OUR RESEARCH

FABAS LUCE has always had a particular sensibility to energy saving and environmental protection topics, and also the end consumers' demand of reduction of energy consumption is becoming stronger and stronger.

These reasons have resulted in the adoption of several EU regulations prescribing the energy efficiency labelling of light sources and luminaires. We have prepared a brief overview of the new energy labels. This label indicates that no bulbs are included with the luminaire. Consumers are free to choose their preferred bulb with the indicated energy classes. Here by you can find some examples:

Lampade a LED

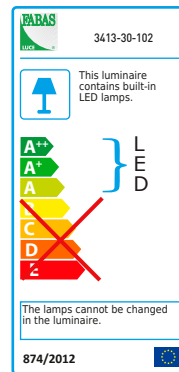
LED bulbs

Lampade con E27 o E14 dove non è fornita la lampadina

E27 or E14 bulbs where bulb is not included

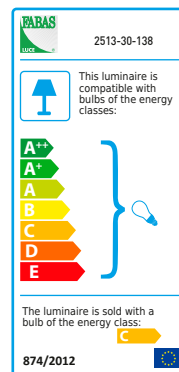
Lampade con E27 - E14 - G9 o GU10 dove è fornita la lampadina

E27 - E14 - G9 or GU10 bulbs where bulb is included



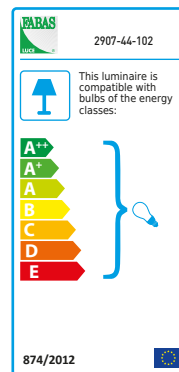
Questa etichetta indica che l'apparecchio è venduto con un tipo di lampadina LED che non può essere sostituita dal consumatore finale.

This label means that the lamp is sold with built-in LED lamps which cannot be replaced by the consumer himself.



Se le lampadine sono incluse nell'apparecchio, la loro classe energetica è indicata nella parte inferiore dell'etichetta.


The energy class is indicated in the bottom part of the energy label whether the bulbs are included in the lamp.




Questa etichetta indica che nessuna lampadina è inclusa nell'apparecchio. I consumatori finali sono liberi di scegliere la loro lampadina preferita purché rientrante nella classe energetica indicata.

This label means that no bulbs are included in the lamp. Final customers are free to choose their preferred bulb as long as this bulb is included in the indicated energy class.

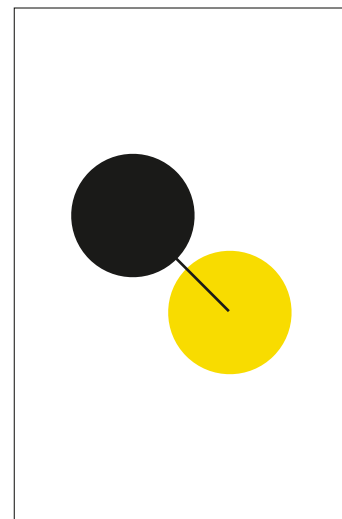
INDICE INDEX




FAMIGLIE
FAMILIES
page 16




TAVOLO-TERRA
TABLE-FLOOR
page 198




PLAFONIERE-APPLIQUE
CEILING-WALL
page 250




APPLIQUE IP44
WALL IP44
page 342



ESTERNO
OUTDOOR
page 356



CLASSICO
CLASSIC
page 374



FARETTI-SOTTOPENSILI
SPOTS-UNDERSHELVES
page 402

FAMIGLIE FAMILIES



ADRIA 3414
page 52



AGIA 3242
page 114



ALEXIA 2476
page 152



ARAGON
page 18



AVA 3290
page 122



BADIA 3383
page 44



BALI 3354
page 130



BARD 3394
page 32



BEND 3303
page 176



BIKE 3297
page 78



BONG 3198
page 154



BURT 3202
page 170



CAP 2918
page 150



CROW 3327
page 84



DEBORAH 3441
page 48



DELTA 3443
page 28



DELVIN 3214
page 182



DESUS 3324
page 72



DIANA 2753
page 148



DINGLE 3215
page 184




DOROTEA 2960
page 188



DUNK 3239
page 64



EVO 3248
page 128



FULLMOON 3247
page 58



GOODNIGHT 3417
page 50



HALE 3255
page 102



ISABELLA 3410
page 22



KASA 3347
page 168



KENT 3061
page 174



KERRY 2742
page 138



LIRI 3267
page 172



LODGE 3161
page 178



LYNN 3062
page 175



MABEL 3296
page 68



MELODY 3116
page 140



MELVILLE 3262
page 96



MILL 3253
page 110



NICE 2908
page 166



NISIDE 3263
page 134



OSLO 3336
page 112



PALINURO 3393
page 46



PIPER 3342
page 113



PROVENZA 2907
page 164



ROXIE 3300
page 116



SAVONA 2155
page 186



SCRUB 3345
page 156



SIRIO 3388-3389-3390
page 38



SLIGO 3216
page 180



SOFT 3322
page 54



SPINY 3408
page 47



SUSANNA 3444
page 26



SWAN 3270
page 92



TUX 3203
page 171



URANIA 2981
page 139



VALE 3346
page 160

TAVOLO-TERRA

TABLE-FLOOR



ADE 2533
page 248



ALICANTE LED 3376
page 202



BLAST 3302
page 243



BRENTA 3407
page 224



COMO 3405
page 206



CORTINA LED 3375
page 204



DOLI 3293
page 230



DRESS 3353
page 235



ENSAMBLE 3350
page 228



FITZ 3264
page 216



GAIA G9 2561
page 241



GAIA BIG 2654
page 242



GAIA LED 3341
page 240



GLIFI 3348
page 229



GRAVITY 3360
page 222



JAP 3339
page 227



LISETTA 3015
page 249



LUCY 2500
page 244



LUCY BIG 2653
page 245



MORGANA G9 2513
page 238



MORGANA LED 3340
page 239



NEUTRA 3386
page 218



NIKI 3148
page 208



NIKITA 2586
page 247



OMBRELLO 3351
page 234



ROCKFORD 3054
page 236



SCOTT 3075
page 237



SIMI 3257
page 226



SOFI 3258
page 231



SOLANGE 3291
page 232



TWISTER 3369
page 200



VERSILIA 3436
page 214



VICTORIA 2696
page 246



VIKTOR 3385
page 210

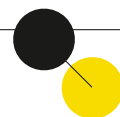


WASHINGTON 3413
page 220



WASP 3265
page 212

PLAFONIERE-APPLIQUE CEILING-WALL



PORTALAMPADE E14/E27 LAMP HOLDERS E14/E27



ALIX 2894
page 320



BOOK 2675
page 335



DEDALO 2523
page 328



DOMINO 3144
page 312



FIORI 2607
page 314



FOGG 3139
page 311



FOX 2385
page 291



GAO 3138
page 313



GRACE 2881
page 304



GRAFF 3209
page 317



HILL 2958
page 300



KELTY 3232
page 293



KENT 3061
page 289



LIDO 3141
page 310



LYNN 3062
page 294



MAGGIE 2957
page 296



MILTON 3113
page 302



MOA 3249
page 334



OSAKA 2867
page 275



PANDORA ARANCIO 2636
page 326



PANDORA BIANCA 2433
page 323



PANDORA RIGHE 2433
page 325



PARTY 2689
page 315



PICCADILLY 2890
page 295



PIKE 3097
page 319



PLAZA 2866
page 287



RIVOLI 2427
page 305

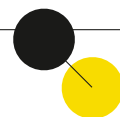


SLANE 3177
page 337



VANITY 2899
page 336

PLAFONIERE-APPLIQUE CEILING-WALL



LED



ARBATAX 3433
page 252



ASTROS 3286
page 283



BAR 3127
page 330



BRIXI 3220
page 332



CAKE 3312
page 266



CEVA 3419
page 260



CLES 3420
page 262



EGON 3356
page 306



FANES 3426
page 258



FANO 3421
page 264



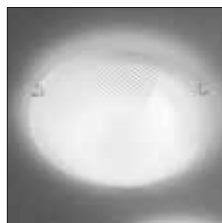
FORMIA 3404
page 254



FOX 3122-3098
page 290



GALAXY 3285
page 280



GERA 3423
page 285



GLOVE 3128
page 331



GRAFF 3210
page 316




KELTY 3208
page 292



KENT 3100-3152
page 288



KYMI 3287
page 282



LEAF 3133
page 333



LIZZY 3309
page 268



MOMO 3334
page 276



NATAN 3364
page 341



OSAKA 3162-3163
page 274



OSTUNI 3422
page 284



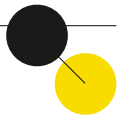
PANDORA BIANCA 3094-3109
page 322



PANDORA DIMM 3320
page 322



PANDORA RIGHE 3094-3109
page 324



PANDORA RIGHE DIMM 3320
page 324



PIKE 3101-3121
page 318



PLAZA 3166-3167
page 286



PLISSET 3331
page 278



PORTICI 3439
page 340



RIACE 3425
page 256



TULPE 3243
page 272



VICHY 3272
page 270



VIETRI 3432
page 338

SENSOR



ARMILLA 2796
page 308



HATTON E27 3226
page 363



HATTON LED 3224
page 362



KELTY 3228
page 293



OBAN 3225
page 365



PANDORA 3221
page 322



PANDORA 3222
page 323



WINGTON 3227
page 367

PLAFONIERE IP44 CEILING IP44



ARMILLA 2796
page 308



BOREA 2792
page 309



MIRKA 3446
page 307



PANDORA 2650-3104
page 327

APPLIQUE IP44 WALL IP44



GABY 3424
page 344



IGLESIAS 3431
page 348



LEVANTO 3435
page 346



NALA 3361
page 352



SAURA 3362
page 350



VIGO 3363
page 354



DEDALO 2642
page 329

ESTERNO OUTDOOR



CASPER 6788
page 371



DESDY 3314
page 358



HATTON E27 3229
page 363



HATTON LED 3206
page 362



OBAN E27 3233
page 365



OBAN LED 3205
page 364



OLLY 3315
page 360



PRESTON LED 6695
page 368



PRESTON E27 6712
page 369



TRIGG 6786
page 373




WAPI 6820
pag. 372



WIGTON E27 3230
page 367

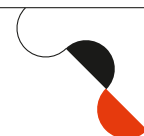


WIGTON LED 3207
page 366



ZOR 6792
page 370

CLASSICO CLASSIC



BRENDA 3365
page 378



CONTESSA 3366
page 376



DEVON 2498
page 386



LORD 3318
page 380



NADIA 2688
page 394




QUEBEC 3043
page 398



ROYAL 3316
page 382

FARETTI-SOTTOPENSILI SPOTS-UNDERSHELVES



ALICE 2554
page 418



ANZIO 3430
page 406



GALWAY 6690
page 420



NIKO 3325
page 416



PALMI 3429
page 406



PLAY 6728
page 424



PONZA 3440
page 404



SIGMA 3445
page 410





SOUL 3326
page 408



SPOTTY 3328
page 412



VASTO 3428
page 404



FAMIGLIE FAMILIES



3357 ARAGON E27

DESIGN S.T. FABAS LUCE

STRUTTURA IN METALLO E VETRO IN LASTRA / METAL FRAME AND PLATE GLASS
MONTURE EN METAL ET VERRE PLAT / METALLGESTELL UND GLASPLATTE

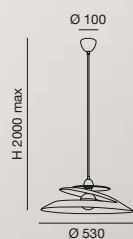


E27

A++ E

3357 SUSPENSION ✕ E27 1X60W

CE IP20 ⊕



3357-40-102 Bianco · White
Blanc · Weiß

3357-40-109 Bronzo · Bronze
Bronze · Altmessing

3357-40-194 Crema · Cream colour
Creme · Creme



3357 ARAGON LED

DESIGN S.T. FABAS LUCE

STRUTTURA IN METALLO E VETRO IN LASTRA / METAL FRAME AND PLATE GLASS
MONTURE EN METAL ET VERRE PLAT / METALLGESTELL UND GLASPLATTE



LED

A++ A

3357 CEILING

LED WARM WHITE 18W 1620 lm C€ IP20



3357-65-102 Bianco · White
Blanc · Weiß

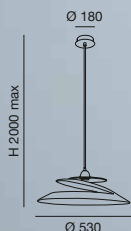
LED dimmerabile
Dimmable LED
LED dimmable
LED dimmbar

LED

A++ A

3357 SUSPENSION

LED WARM WHITE 18W 1620 lm C€ IP20



3357-42-102 Bianco · White
Blanc · Weiß

LED dimmerabile
Dimmable LED
LED dimmable
LED dimmbar



3410 ISABELLA

DESIGN VARIAFORMA

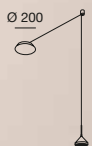
STRUTTURA IN METALLO E DIFFUSORE IN METACRILATO
METAL FRAME AND METHACRYLATE DIFFUSER
MONTURE EN MÉTAL ET DIFFUSEUR EN MÉTACHRYLATE
METALLGESTELL UND METHACRYLATABDECKUNG



LED

A++ A

3410 SUSPENSION LED WARM WHITE 8W 720 lm C€ IP20



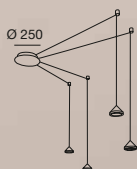
3410-41-212 Alluminio satinato
Satinéd aluminium
Aluminium satiné
Aluminium satiniert

LED dimmerabile
Dimmable LED
LED dimmable
LED dimmbar

LED

A++ A

3410 SUSPENSION LED WARM WHITE 32W 2880 lm C€ IP20



3410-49-212 Alluminio satinato
Satinéd aluminium
Aluminium satiné
Aluminium satiniert

LED dimmerabile
Dimmable LED
LED dimmable
LED dimmbar

Lunghezza di ogni cavo 3500 mm - Length of each cable 3500 mm - Longueur de chaque câble 3500 mm - Kabellänge je 3500 mm




LED

A++ A

3410 SUSPENSION  LED WARM WHITE 48W 4320 lm  IP20 

3410-46-212 Alluminio satinato
Satined aluminium
Aluminium satiné
Aluminium satiniert



 LED dimmerabile
Dimmable LED
LED dimmable
LED dimmbar

3410 ISABELLA

DESIGN VARIAFORMA

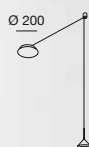
STRUTTURA IN METALLO E DIFFUSORE IN METACRILATO / METAL FRAME AND METHACRYLATE DIFFUSER
MONTURE EN MÉTAL ET DIFFUSEUR EN MÉTACHRYLATE / METALLGESTELL UND METHACRYLATABDECKUNG



LED

A++ A

3410 SUSPENSION LED WARM WHITE 8W 720 lm CE IP20



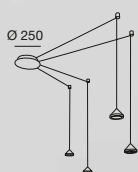
3410-41-102 Bianco · White
Blanc · Weiß

LED dimmerabile
Dimmable LED
LED dimmable
LED dimmbar

LED

A++ A

3410 SUSPENSION LED WARM WHITE 32W 2880 lm CE IP20



3410-49-102 Bianco · White
Blanc · Weiß

LED dimmerabile
Dimmable LED
LED dimmable
LED dimmbar

Lunghezza di ogni cavo 3500 mm - Length of each cable 3500 mm - Longueur de chaque câble 3500 mm - Kabellänge je 3500 mm

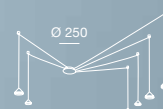


LED

A++ A

3410 SUSPENSION  LED WARM WHITE 48W 4320 lm  IP20 

3410-46-102 Bianco · White
Blanc · Weiß



 LED dimmerabile
Dimmable LED
LED dimmable
LED dimmbar

Lunghezza di ogni cavo 3500 mm - Length of each cable 3500 mm - Longueur de chaque câble 3500 mm - Kabellänge je 3500 mm

3444 SUSANNA

DESIGN S.T. FABAS LUCE

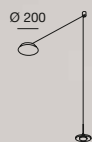
STRUTTURA IN METALLO E VETRO IN LASTRA
METAL FRAME AND PLATE GLASS
MONTURE EN METAL ET VERRE PLAT
METALLGESTELL UND GLASPLATTE



LED

A++ A

3444 SUSPENSION LED WARM WHITE 8W 720 lm C€ IP20



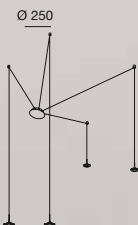
3444-41-102 Bianco · White
Blanc · Weiß

LED dimmerabile
Dimmable LED
LED dimmable
LED dimmbar

LED

A++ A

3444 SUSPENSION LED WARM WHITE 32W 2880 lm C€ IP20



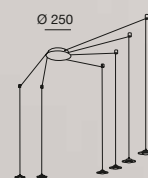
3444-49-102 Bianco · White
Blanc · Weiß

LED dimmerabile
Dimmable LED
LED dimmable
LED dimmbar

LED

A++ A

3444 SUSPENSION LED WARM WHITE 48W 4320 lm C€ IP20



3444-46-102 Bianco · White
Blanc · Weiß

LED dimmerabile
Dimmable LED
LED dimmable
LED dimmbar

Lunghezza di ogni cavo 3500 mm - Length of each cable 3500 mm - Longueur de chaque câble 3500 mm - Kabellänge je 3500 mm



3443 DELTA

DESIGN S.T. FABAS LUCE

STRUTTURA IN METALLO / METAL FRAME
MONTURE EN MÉTAL / METALLGESTELL





LED

A++ A

3443 SUSPENSION LED WARM WHITE 8W 720 lm C€ IP20



3443-41-225 Oro opaco · Gold matt
Or mat · Gold edelmatt


LED

A++ A

3443 SUSPENSION LED WARM WHITE 40W 3600 lm C€ IP20



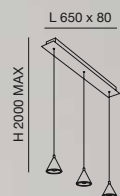
3443-48-225 Oro opaco · Gold matt
Or mat · Gold edelmatt

 LED dimmerabile
Dimmable LED
LED dimmable
LED dimmbar


LED

A++ A

3443 SUSPENSION LED WARM WHITE 24W 2170 lm C€ IP20



3443-47-225 Oro opaco · Gold matt
Or mat · Gold edelmatt

 LED dimmerabile
Dimmable LED
LED dimmable
LED dimmbar

3443 DELTA

DESIGN S.T. FABAS LUCE

STRUTTURA IN METALLO/ METAL FRAME
MONTURE EN MÉTAL / METALLGESTELL



LED

A++ A

3443 SUSPENSION LED WARM WHITE 8W 720 lm C€ IP20

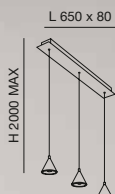


3443-41-212 Alluminio satinato
Satinated aluminium
Aluminium satiné
Aluminium satiniert

LED

A++ A

3443 SUSPENSION LED WARM WHITE 24W 2170 lm C€ IP20



3443-47-212 Alluminio satinato
Satinated aluminium
Aluminium satiné
Aluminium satiniert

LED dimmerabile
Dimmable LED
LED dimmable
LED dimmbar

LED

A++ A

3443 SUSPENSION LED WARM WHITE 40W 3600 lm C€ IP20



3443-48-212 Alluminio satinato
Satinated aluminium
Aluminium satiné
Aluminium satiniert

LED dimmerabile
Dimmable LED
LED dimmable
LED dimmbar



3394 BARD

DESIGN S.T. FABAS LUCE

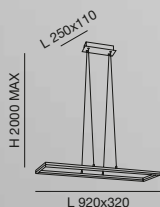
STRUTTURA IN METALLO E DIFFUSORE IN METACRILATO / METAL FRAME AND METHACRYLATE DIFFUSER
MONTURE EN MÉTAL ET DIFFUSEUR EN MÉTACHRYLATE / METALLGESTELL UND METHACRYLATABDECKUNG



LED

A++ A

3394 SUSPENSION  LED WARM WHITE 52W 4680 lm  IP20 



3394-45-102 Bianco · White
Blanc · Weiß

3394-45-225 Oro opaco · Gold matt
Or mat · Gold edelmatt



LED dimmerabile
Dimmable LED
LED dimmable
LED dimmbar

LED

A++ A

3394 SUSPENSION  LED WARM WHITE 39W 3510 lm  IP20 



3394-40-102 Bianco · White
Blanc · Weiß

3394-40-225 Oro opaco · Gold matt
Or mat · Gold edelmatt




LED dimmerabile
Dimmable LED
LED dimmable
LED dimmbar



3394 BARD

DESIGN S.T. FABAS LUCE

STRUTTURA IN METALLO E DIFFUSORE IN METACRILATO / METAL FRAME AND METHACRYLATE DIFFUSER
MONTURE EN MÉTAL ET DIFFUSEUR EN MÉTACHRYLATE / METALLGESTELL UND METHACRYLATABDECKUNG

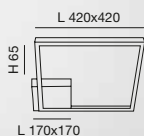


LED

A++ A

3394 CEILING

LED WARM WHITE 39W 3510 lm C€ IP20



3394-61-102 Bianco · White
Blanc · Weiß

3394-61-225 Oro opaco · Gold matt
Or mat · Gold edelmatt

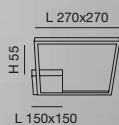
LED dimmerabile
Dimmable LED
LED dimmable
LED dimmbar

LED

A++ A

3394 CEILING/WALL

LED WARM WHITE 22W 1980 lm C€ IP20



3394-21-102 Bianco · White
Blanc · Weiß

3394-21-225 Oro opaco · Gold matt
Or mat · Gold edelmatt



3394 BARD

DESIGN S.T. FABAS LUCE

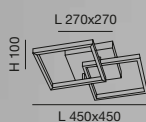
STRUTTURA IN METALLO E DIFFUSORE IN METACRILATO / METAL FRAME AND METHACRYLATE DIFFUSER
MONTURE EN MÉTAL ET DIFFUSEUR EN MÉTACHRYLATE / METALLGESTELL UND METHACRYLATABDECKUNG



LED

A++ A

3394 CEILING/WALL  LED WARM WHITE 39W 3510 lm  IP20 



3394-22-102 Bianco · White
Blanc · Weiß

3394-22-225 Oro opaco · Gold matt
Or mat · Gold edelmatt



LED dimmerabile
Dimmable LED
LED dimmable
LED dimmbar



3388 SIRIO

DESIGN VARIAFORMA

STRUTTURA CIRCOLARE IN METALLO,
CONETTO ALLUMINIO E METACRILATO

METAL ROUND FRAME, ALUMINUM
AND METHACRYLATE CONE

MONTURE RONDE EN METAL,
CONE ALUMINIUM ET METACHRYLATE

METALLHALTERUNG RUND,
ALUMINIUM - UND METACHRYLATKEGEL



LED

A++ A

3388 SUSPENSION Ⓢ LED WARM WHITE 8W 720 lm CE IP20 Ⓡ



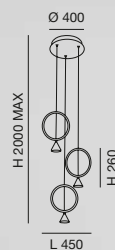
3388-40-102 Bianco · White
Blanc · Weiß

3388-40-225 Oro opaco · Gold matt
Or mat · Gold edelmatt

LED

A++ A

3388 SUSPENSION Ⓢ LED WARM WHITE 24W 2160 lm CE IP20 Ⓡ



3388-47-102 Bianco · White
Blanc · Weiß

3388-47-225 Oro opaco · Gold matt
Or mat · Gold edelmatt



LED dimmerabile
Dimmable LED
LED dimmable
LED dimmbar



3390 SIRIO


DESIGN VARIAFORMA

STRUTTURA RETTANGOLARE IN METALLO,
CONETTO ALLUMINIO E METACRILATO

METAL RECTANGULAR FRAME,
ALUMINIUM AND METHACRYLATE CONE

MONTURE RECTANGULAIRE EN METAL,
CONE ALUMINIUM ET METACHRYLATE

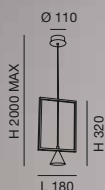
METALLHALTERUNG RECHTECKIG,
ALUMINIUM -UND METACHRYLATKEGEL



LED

A++ A

3390 SUSPENSION Ⓢ LED WARM WHITE 8W 720 lm C€ IP20 Ⓡ



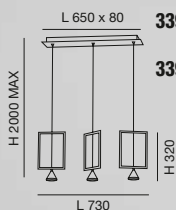
3390-40-102 Bianco · White
Blanc · Weiß

3390-40-225 Oro opaco · Gold matt
Or mat · Gold edelmatt

LED

A++ A

3390 SUSPENSION Ⓢ LED WARM WHITE 24W 2160 lm C€ IP20 Ⓡ



3390-49-102 Bianco · White
Blanc · Weiß

3390-49-225 Oro opaco · Gold matt
Or mat · Gold edelmatt



LED dimmerabile
Dimmable LED
LED dimmable
LED dimmbar



3388 SIRIO

DESIGN VARIAFORMA

STRUTTURA CIRCOLARE IN METALLO E VETRO SOFFIATO / METAL ROUND FRAME AND BLOWN GLASS
MONTURE RONDE EN METAL ET VERRE SOUFFLE' / METALLHALTERUNG RUND UND GEBLASENES GLAS



LED

A++ A

3388 TABLE

LED WARM WHITE 6W 540 lm CE IP20



3388-30-101 Nero · Black
Noir · Schwarz

3388-30-102 Bianco · White
Blanc · Weiß

3388-30-225 Oro opaco · Gold matt
Or mat · Gold edelmatt



Con interruttore · With switch
Avec interrupteur · Mit Schalter

3389 SIRIO

DESIGN VARIAFORMA

STRUTTURA QUADRATA IN METALLO E VETRO SOFFIATO / METAL SQUARE FRAME AND BLOWN GLASS
MONTURE CARREE' EN METAL ET VERRE SOUFFLE' / METALLHALTERUNG QUADRATISCH UND GEBLASENES GLAS



LED

A++ A

3389 TABLE

LED WARM WHITE 6W 540 lm

CE IP20



3389-30-101 Nero · Black
Noir · Schwarz

3389-30-102 Bianco · White
Blanc · Weiß

3389-30-225 Oro opaco · Gold matt
Or mat · Gold edelmatt



Con interruttore - With switch
Avec interrupteur - Mit Schalter

3383 BADIA

DESIGN VARIAFORMA


STRUTTURA IN METALLO E LEGNO / METAL FRAME AND WOOD
MONTURE EN MÉTAL ET EN BOIS / METALLRAHMEN UND HOLZ



LED

A++ A

3383 WALL LED WARM WHITE 16W 1440 lm CEE IP20

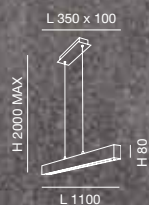


3383-21-215 Quercia · Oak
Chêne · Eichenholz

LED

A++ A

3383 SUSPENSION LED WARM WHITE 43W 3870 lm CEE IP20



3383-40-215 Quercia · Oak
Chêne · Eichenholz

Regolazione luce al tocco
Touch dimmer
Variateur sensitif
Touchdimmer



Regolazione luce al tocco
Touch dimmer
Variateur sensitif
Touchdimmer

3393 PALINURO

FLY DESIGN

STRUTTURA IN METALLO E VETRO SOFFIATO
METAL FRAME AND BLOWN GLASS
MONTURE EN MÉTAL ET VERRE SOUFFLÉ
METALLGESTELL UND GEBLASENES GLAS



E27

A++ E

3393 SUSPENSION  E27 1X60W

CE IP20 



3393-40-102 Bianco - White
Blanc - Weiß

3408 SPINY

DESIGN STUDIO LEGGERO

STRUTTURA IN METALLO E VETRO CURVATO
METAL FRAME AND CURVED GLASS
MONTURE EN MÉTAL ET VERRE INCURVÉ
METALLGESTELL UND GEBOGENES GLAS



LED

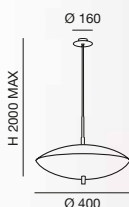
A++ A

LED


A++ A

3408 SUSPENSION Ⓢ LED WARM WHITE 18W 1620 lm CE IP20 Ⓡ

3408 SUSPENSION Ⓢ LED WARM WHITE 13W 1170 lm CE IP20 Ⓡ




3408-45-178 Nichel satinato
Satinéd nickel
Nickel satiné
Nickel satiniert

 Regolazione luce al tocco
Touch dimmer
Variateur sensitif
Touchdimmer



3408-40-178 Nichel satinato
Satinéd nickel
Nickel satiné
Nickel satiniert

 Regolazione luce al tocco
Touch dimmer
Variateur sensitif
Touchdimmer



Regolazione
luce al tocco
Touch dimmer
Variateur sensitif
Touchdimmer

3441 DEBORAH

DESIGN S.T. FABAS LUCE

STRUTTURA IN METALLO E VETRO CURVATO / METAL FRAME AND CURVED GLASS
MONTURE EN MÉTAL ET VERRE INCURVÉ / METALLGESTELL UND GEBOGENES GLAS



LED

A++ A

3441 SUSPENSION LED WARM WHITE 12W 1080 lm

CE IP20



3441-65-102 Vetro bianco / Montatura bianca
White glass / White frame
Verre blanc / Monture blanc
Glas Weiß / Halterung Weiß

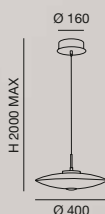
 LED dimmerabile
Dimmable LED
LED dimmable
LED dimmbar

LED


A++ A

3441 SUSPENSION LED WARM WHITE 12W 1080 lm

CE IP20



3441-40-102 Vetro bianco / Montatura bianca
White glass / White frame
Verre blanc / Monture blanc
Glas Weiß / Halterung Weiß

 Regolazione luce al tocco
Touch dimmer
Variateur sensitif
Touchdimmer



Regolazione luce al tocco
Touch dimmer
Variateur sensitif
Touchdimmer

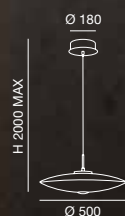


LED


A++ A

3441 SUSPENSION LED WARM WHITE 18W 1620 lm

CE IP20



3441-45-102 Vetrol bianco / Montatura bianca
White glass / White frame
Verre blanc / Monture blanc
Glas Weiß / Halterung Weiß

 Regolazione luce al tocco
Touch dimmer
Variateur sensitif
Touchdimmer

3417 GOODNIGHT

DESIGN MBDO

STRUTTURA IN METALLO E VETRO SOFFIATO / METAL FRAME AND BLOWN GLASS
MONTURE EN MÉTAL ET VERRE SOUFFLÉ / METALLGESTELL UND GEBLASENES GLAS





LED

A++ A

3417 WALL

LED WARM WHITE 8W 720 lm

CE IP20



3417-20-102 Bianco · White
Blanc · Weiß

3417-20-164 Antracite · Anthracite
Anthracite · Anthrazit

3417-20-292 Tortora · Dove gray
Gris souris · Taubergrau



Regolazione luce al tocco
Touch dimmer
Variateur sensitif
Touchdimmer

**USB
charge**

Regolazione
luce al tocco
Touch dimmer
Variateur sensitif
Touchdimmer

3414 ADRIA

DESIGN S.T. FABAS LUCE

STRUTTURA IN METALLO E VETRO SOFFIATO / METAL FRAME AND BLOWN GLASS
MONTURE EN MÉTAL ET VERRE SOUFFLÉ / METALLGESTELL UND GEBLASENES GLAS



LED

A++ A

3414 TABLE

LED WARM WHITE 6W 540 lm

CE IP20



3414-30-102 Bianco · White
Blanc · Weiß

3414-30-137 Argento · Silver
Argent · Silber

3414-30-225 Oro opaco · Gold matt
Or mat · Gold edelmatt



Regolazione luce al tocco
Touch dimmer
Variateur sensitif
Touchdimmer

LED

A++ A

3414 WALL

LED WARM WHITE 6W 540 lm

CE IP20



3414-21-102 Bianco · White
Blanc · Weiß

3414-21-137 Argento · Silver
Argent · Silber

3414-21-225 Oro opaco · Gold matt
Or mat · Gold edelmatt



3322 SOFT

DESIGN VARIAFORMA

STRUTTURA IN METALLO E VETRO SOFFIATO / METAL FRAME AND BLOWN GLASS

MONTURE EN MÉTAL ET VERRE SOUFFLÉ / METALLGESTELL UND GEBLASENES GLAS



E27

A++ E

3322 SUSPENSION  E27 1X60W

CE IP20 



3322-40-178 Nichel satinato
Satinéd nickel
Nickel satiné
Nickel satiniert

E27

A++ E

3322 SUSPENSION  E27 3X40W

CE IP20 



3322-45-178 Nichel satinato
Satinéd nickel
Nickel satiné
Nickel satiniert



3322 SOFT

DESIGN VARIAFORMA

STRUTTURA IN METALLO E VETRO SOFFIATO / METAL FRAME AND BLOWN GLASS
MONTURE EN MÉTAL ET VERRE SOUFFLÉ / METALLGESTELL UND GEBLASENES GLAS



E27

A++ E

E27


A++ E

3322 WALL

 E27 2X40W

CE IP20 

3322 WALL

 E27 1X40W


CE IP20 



3322-22-178 Vetro bianco
White glass
Verre blanc
Glas Weiß



3322-21-178 Vetro bianco
White glass
Verre blanc
Glas Weiß



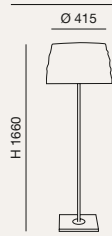
E27

3322 FLOOR

✕ E27 3X40W

A++ E

CE IP20



3322-10-178 Nichel satinato
Satinéd nickel
Nickel satiné
Nickel satiniert

Con variatore
With dimmer
Avec variateur
Mit Dimmer

L 260 x 260

E27

3322 TABLE

✕ E27 1X40W

A++ E

CE IP20



3322-30-178 Nichel satinato
Satinéd nickel
Nickel satiné
Nickel satiniert

Regolazione luce al tocco
Touch dimmer
Variateur sensitif
Touchdimmer

3247 FULLMOON

DESIGN VARIAFORMA

STRUTTURA IN METALLO / METAL FRAME

MONTURE EN MÉTAL / METALLGESTELL



LED

A++ A

3247 WALL

LED WARM WHITE 14W 1260 lm

CE IP20



3247-22-102 Bianco · White
Blanc · Weiß

LED dimmerabile
Dimmable LED
LED dimmable
LED dimmbar

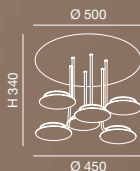
LED

A++ A

3247 CEILING

LED WARM WHITE 45W 4050 lm

CE IP20



3247-64-102 Bianco · White
Blanc · Weiß

LED dimmerabile
Dimmable LED
LED dimmable
LED dimmbar



3247 FULLMOON

DESIGN VARIAFORMA

STRUTTURA IN METALLO / METAL FRAME
MONTURE EN MÉTAL / METALLGESTELL





LED

A++ A

3247 FLOOR

LED WARM WHITE 12W 1000 lm

CE IP20



3247-10-102 Bianco · White
Blanc · Weiß

Con interruttore
With switch
Avec interrupteur
Mit Schalter

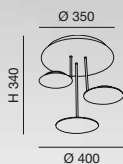
LED

A++ A

3247 CEILING

LED WARM WHITE 36W 3000 lm

CE IP20



3247-65-102 Bianco · White
Blanc · Weiß

LED dimmerabile
Dimmable LED
LED dimmable
LED dimmbar

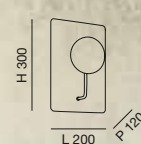
LED

A++ A

3247 WALL

LED WARM WHITE 12W 1000 lm

CE IP20



3247-21-102 Bianco · White
Blanc · Weiß

3247 FULLMOON

DESIGN VARIAFORMA

STRUTTURA IN METALLO / METAL FRAME
MONTURE EN MÉTAL / METALLGESTELL





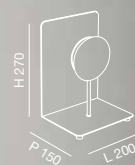
LED

A++ A


3247 TABLE

LED WARM WHITE 12W 1000 lm

CE IP20



3247-30-102 Bianco · White
Blanc · Weiß

 Con interruttore
With switch
Avec interrupteur
Mit Schalter

3239 DUNK

FLY DESIGN

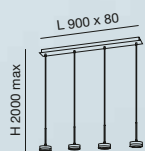
STRUTTURA IN METALLO E DIFFUSORE IN METACRILATO / METAL FRAME AND METHACRYLATE DIFFUSER
MONTURE EN MÉTAL ET DIFFUSEUR EN MÉTACHRYLATE / METALLGESTELL UND METHACRYLATABDECKUNG



LED

A++ A


3239 SUSPENSION  LED WARM WHITE 32W 2800 lm  C€ IP20 



3239-49-212 Alluminio spazzolato
Brushed aluminum
Aluminium brossé
Aluminium gebürstet



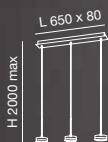
LED dimmerabile
Dimmable LED
LED dimmable
LED dimmbar



LED

A++ A

3239 SUSPENSION Ⓢ LED WARM WHITE 24W 2100 lm Ⓒ IP20 Ⓢ



3239-47-212 Alluminio spazzolato
Brushed aluminum
Aluminium gebürstet
Aluminium gebürstet



LED dimmerabile
Dimmable LED
LED dimmable
LED dimmbar

3239 DUNK

FLY DESIGN

STRUTTURA IN METALLO E DIFFUSORE IN METACRILATO
METAL FRAME AND METHACRYLATE DIFFUSER
MONTURE EN MÉTAL ET DIFFUSEUR EN MÉTACHRYLATE
METALLGESTELL UND METHACRYLATABDECKUNG

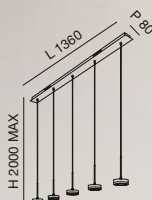





LED

A++ A

3239 SUSPENSION LED WARM WHITE 40W 3500 lm C€ IP20



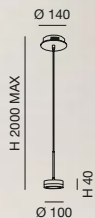
3239-48-212 Alluminio spazzolato
Brushed aluminum
Aluminium brossé
Aluminium gebürstet

 LED dimmerabile
Dimmable LED
LED dimmable
LED dimmbar

LED

A++ A

3239 SUSPENSION LED WARM WHITE 8W 700 lm C€ IP20

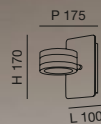


3239-40-212 Alluminio spazzolato
Brushed aluminum
Aluminium brossé
Aluminium gebürstet

LED

A++ A

3239 WALL LED WARM WHITE 16W 1400 lm C€ IP20



3239-21-212 Alluminio spazzolato
Brushed aluminum
Aluminium brossé
Aluminium gebürstet

3296 MABEL

FLY DESIGN

STRUTTURA IN METALLO E DIFFUSORE IN METACRILATO / METAL FRAME AND METHACRYLATE DIFFUSER
MONTURE EN MÉTAL ET DIFFUSEUR EN MÉTACHRYLATE / METALLGESTELL UND METHACRYLATABDECKUNG



LED

A++ A


3296 CEILING

LED WARM WHITE 48W 4320 lm

CE IP20



3296-65-212 Alluminio spazzolato
Brushed aluminium
Aluminium brossé
Aluminium gebürstet

 LED dimmerabile - Dimmable LED
LED dimmable - LED dimmbar

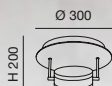
LED

A++ A

3296 CEILING

LED WARM WHITE 28W 2520 lm

CE IP20



3296-61-212 Alluminio spazzolato
Brushed aluminium
Aluminium brossé
Aluminium gebürstet

 LED dimmerabile - Dimmable LED
LED dimmable - LED dimmbar



3296 MABEL

FLY DESIGN

STRUTTURA IN METALLO E DIFFUSORE IN METACRILATO
METAL FRAME AND METHACRYLATE DIFFUSER
MONTURE EN MÉTAL ET DIFFUSEUR EN MÉTACHRYLATE
METALLGESTELL UND METHACRYLATABDECKUNG



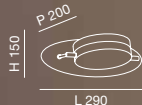
LED

A++ A

3296 WALL

LED WARM WHITE 14W 1260 lm

CE IP20



3296-21-212 Alluminio spazzolato
Brushed aluminium
Aluminium brossé
Aluminium gebürstet



LED dimmerabile
Dimmable LED
LED dimmable
LED dimmbar



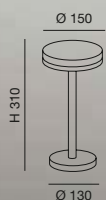
LED

A++ A


3296 TABLE

LED WARM WHITE 8W 720 lm

CE IP20



3296-35-212 Alluminio spazzolato
Brushed aluminium
Aluminium brossé
Aluminium gebürstet

 Regolazione luce al tocco
Touch dimmer
Variateur sensitif
Touchdimmer

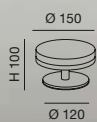
LED

A++ A


3296 TABLE

LED WARM WHITE 8W 720 lm

CE IP20



3296-30-212 Alluminio spazzolato
Brushed aluminium
Aluminium brossé
Aluminium gebürstet

 Con interruttore
With switch
Avec interrupteur
Mit Schalter

3324 DESUS

DESIGN S.T. FABAS LUCE

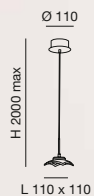
STRUTTURA IN METALLO E VETRO CURVATO / METAL FRAME AND CURVED GLASS
MONTURE EN MÉTAL ET VERRE INCURVÉ / METALLGESTELL UND GEBOGENES GLAS



LED

A++ A

3324 SUSPENSION LED WARM WHITE 8W 720 lm CEE IP20

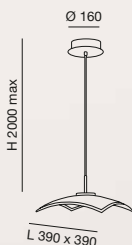


3324-41-178 Nichel satinato
Satinéd nickel
Nickel satiné
Nickel satiniert

LED

A++ A

3324 SUSPENSION LED WARM WHITE 18W 1620 lm CEE IP20



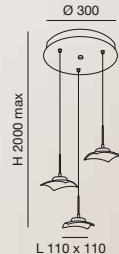
3324-45-178 Nichel satinato
Satinéd nickel
Nickel satiné
Nickel satiniert

 LED dimmerabile
Dimmable LED
LED dimmable
LED dimmbar

LED

A++ A

3324 SUSPENSION LED WARM WHITE 24W 2160 lm CEE IP20



3324-47-178 Nichel satinato
Satinéd nickel
Nickel satiné
Nickel satiniert

 LED dimmerabile
Dimmable LED
LED dimmable
LED dimmbar



3324 DESUS

DESIGN S.T. FABAS LUCE

STRUTTURA IN METALLO E VETRO CURVATO / METAL FRAME AND CURVED GLASS
MONTURE EN MÉTAL ET VERRE INCURVÉ / METALLGESTELL UND GEBOGENES GLAS



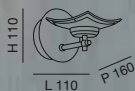
LED

A++ A

3324 WALL

LED WARM WHITE 8W 720 lm

CE IP20



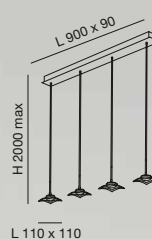
3324-21-178
Nichel satinato
Satinéd nickel
Nickel satiné
Nickel satiniert



LED

A++ A

3324 SUSPENSION LED WARM WHITE 32W 2900 lm CE IP20



3324-49-178 Nichel satinato
Satinéd nickel
Nickel satiné
Nickel satiniert



LED dimmerabile
Dimmable LED
LED dimmable
LED dimmbar

L 110 x 110

3324 DESUS

DESIGN S.T. FABAS LUCE

STRUTTURA IN METALLO E VETRO CURVATO / METAL FRAME AND CURVED GLASS
MONTURE EN MÉTAL ET VERRE INCURVÉ / METALLGESTELL UND GEBOGENES GLAS



LED

A++ A

3324 CEILING

LED WARM WHITE 32W 2900 lm C€ IP20



3324-61-178 Nichel satinato
Satinéd nickel
Nickel satiné
Nickel satiniert

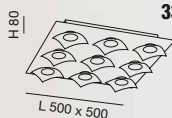
LED dimmerabile
Dimmable LED
LED dimmable
LED dimmbar

LED

A++ A

3324 CEILING

LED WARM WHITE 45W 4000 lm C€ IP20



3324-64-178 Nichel satinato
Satinéd nickel
Nickel satiné
Nickel satiniert

LED dimmerabile
Dimmable LED
LED dimmable
LED dimmbar



3297 BIKE

DESIGN S.T. FABAS LUCE

STRUTTURA IN METALLO E DIFFUSORE IN METACRILATO / METAL FRAME AND METHACRYLATE DIFFUSER
MONTURE EN MÉTAL ET DIFFUSEUR EN MÉTACHRYLATE / METALLGESTELL UND METHACRYLATABDECKUNG



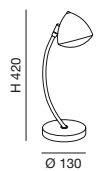
LED

A++ A


3297 TABLE

LED WARM WHITE 8W 720 lm

CE IP20



3297-30-102 Bianco · White
Blanc · Weiß

 Regolazione luce al tocco
Touch dimmer
Variateur sensitif
Touchdimmer

LED

A++ A


3297 TABLE

LED WARM WHITE 8W 720 lm

CE IP20



3297-35-102 Bianco · White
Blanc · Weiß

 Regolazione luce al tocco
Touch dimmer
Variateur sensitif
Touchdimmer





LED

A++ A

3297 SUSPENSION ⚡ LED WARM WHITE 8W 720 lm ⚡ CE IP20 ⚡



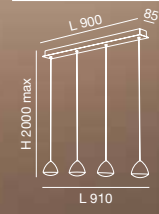
3297-40-102 Bianco · White
Blanc · Weiß

-  LED dimmerabile
-  Dimmable LED
- LED dimmable
- LED Dimmbar



LED

A++ A

3297 SUSPENSION ⚡ LED WARM WHITE 32W 2880 lm ⚡ CE IP20 ⚡



3297-49-102 Bianco · White
Blanc · Weiß

-  LED dimmerabile
-  Dimmable LED
- LED dimmable
- LED Dimmbar

3297 BIKE

DESIGN S.T. FABAS LUCE

STRUTTURA IN METALLO E DIFFUSORE IN METACRILATO / METAL FRAME AND METHACRYLATE DIFFUSER
MONTURE EN MÉTAL ET DIFFUSEUR EN MÉTACHRYLATE / METALLGESTELL UND METHACRYLATABDECKUNG



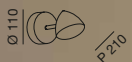
LED

A++ A

3297 SPOT

LED WARM WHITE 8W 720 lm

CE IP20



3297-81-102 Bianco · White
Blanc · Weiß

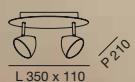
LED

A++ A

3297 SPOT

LED WARM WHITE 16W 1440 lm

CE IP20



3297-82-102 Bianco · White
Blanc · Weiß

L 350 x 110

LED

A++ A

3297 SPOT

LED WARM WHITE 24W 2160 lm

CE IP20



3297-83-102 Bianco · White
Blanc · Weiß

L 550 x 150



3297 BIKE

DESIGN S.T. FABAS LUCE

STRUTTURA IN METALLO E DIFFUSORE IN METACRILATO
METAL FRAME AND METHACRYLATE DIFFUSER
MONTURE EN MÉTAL ET DIFFUSEUR EN MÉTACHRYLATE
METALLGESTELL UND METHACRYLATABDECKUNG



LED

3297 FLOOR

LED WARM WHITE 8W 720 lm

CE IP20

A++ A

3297-11-102 Bianco - White
Blanc - Weiß



Con variatore
With dimmer
Avec variateur
Mit Dimmer

H 1400

Ø 250



LED

A++ A

3297 FLOOR

LED WARM WHITE 32W 2880 lm

CE IP20



3297-10-102

Bianco · White
Blanc · Weiß



Regolazione luce con pulsante
Push dimmer
Bouton poussoir dimmable
Tastdimmer

3327 CROW

DESIGN S.T. FABAS LUCE

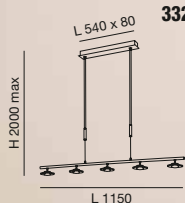
STRUTTURA IN METALLO E VETRO IN LASTRA / METAL FRAME AND PLATE GLASS
MONTURE EN METAL ET VERRE PLAT / METALLGESTELL UND GLASPLATTE




LED

A++ A

3327 SUSPENSION  LED WARM WHITE 40W 3600 lm  C€ IP20 




3327-49-178 Nichel satinato
Satinéd nickel
Nickel satiné
Nickel satiniert

 Regolazione luce con pulsante
Push dimmer
Bouton poussoir dimmable
Tastdimmer

LED

A++ A

3327 SUSPENSION  LED WARM WHITE 8W 720 lm  C€ IP20 



3327-40-178 Nichel satinato
Satinéd nickel
Nickel satiné
Nickel satiniert



3327 CROW

DESIGN S.T. FABAS LUCE

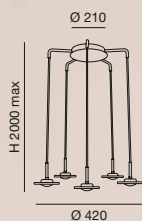
STRUTTURA IN METALLO E VETRO IN LASTRA / METAL FRAME AND PLATE GLASS
MONTURE EN METAL ET VERRE PLAT / METALLGESTELL UND GLASPLATTE



LED

A++ A

3327 SUSPENSION LED WARM WHITE 40W 3600 lm C€ IP20



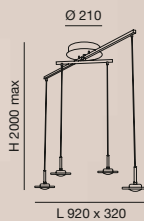
3327-48-178 Nichel satinato
Satinéd nickel
Nickel satiné
Nickel satiniert

 LED dimmerabile
Dimmable LED
LED dimmable
LED dimmbar

LED

A++ A

3327 SUSPENSION LED WARM WHITE 32W 2900 lm C€ IP20



3327-46-178 Nichel satinato
Satinéd nickel
Nickel satiné
Nickel satiniert

 LED dimmerabile
Dimmable LED
LED dimmable
LED dimmbar



3327 CROW

DESIGN S.T. FABAS LUCE

STRUTTURA IN METALLO E VETRO IN LASTRA / METAL FRAME AND PLATE GLASS
MONTURE EN METAL ET VERRE PLAT / METALLGESTELL UND GLASPLATTE

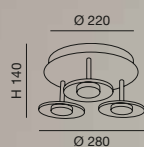


LED

A++ A

3327 CEILING

LED WARM WHITE 24W 2200 lm CE IP20



3327-73-178 Nichel satinato
Satinéd nickel
Nickel satiné
Nickel satiniert

 LED dimmerabile
Dimmable LED
LED dimmable
LED dimmbar



LED

A++ A

3327 TABLE

LED WARM WHITE 5W 450 lm CE IP20



3327-30-178 Nichel satinato
Satinéd nickel
Nickel satiné
Nickel satiniert



Regolazione luce al tocco
Touch dimmer
Variateur sensitif
Touchdimmer

3327 CROW

DESIGN S.T. FABAS LUCE

STRUTTURA IN METALLO E VETRO IN LASTRA / METAL FRAME AND PLATE GLASS
MONTURE EN METAL ET VERRE PLAT / METALLGESTELL UND GLASPLATTE




LED

A++ A

3327 WALL

LED WARM WHITE 8W 720 lm

CE IP20



3327-21-178 Nichel satinato
Satinéd nickel
Nickel satiné
Nickel satiniert

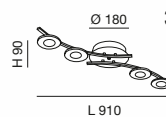
LED

A++ A

3327 CEILING


LED WARM WHITE 32W 2900 lm

CE IP20



3327-80-178 Nichel satinato
Satinéd nickel
Nickel satiné
Nickel satiniert

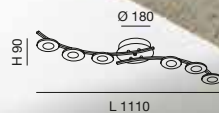
LED dimmerabile
Dimmable LED
LED dimmable
LED dimmbar



LED

A++ A

3327 CEILING  LED WARM WHITE 48W 4300 lm  CE IP20 



3327-86-178 Nichel satinato
Satinéd nickel
Nickel satiné
Nickel satiniert

 LED dimmerabile
Dimmable LED
LED dimmable
LED dimmbar

3270 SWAN

DESIGN S.T. FABAS LUCE

STRUTTURA IN METALLO E DIFFUSORE IN METACRILATO
METAL FRAME AND METHACRYLATE DIFFUSER
MONTURE EN MÉTAL ET DIFFUSEUR EN MÉTACHRYLATE
METALLGESTELL UND METHACRYLATABDECKUNG

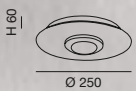




LED

A++ A

3270 WALL-CEILING LED WARM WHITE 8W 700 lm C€ IP20

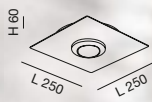


3270-23-102 Bianco · White
Blanc · Weiß

LED

A++ A

3270 WALL-CEILING LED WARM WHITE 8W 700 lm C€ IP20

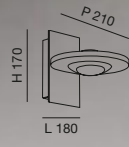


3270-24-102 Bianco · White
Blanc · Weiß

LED

A++ A

3270 WALL LED WARM WHITE 16W 1400 lm C€ IP20



3270-20-102 Bianco · White
Blanc · Weiß

3270 SWAN

DESIGN S.T. FABAS LUCE

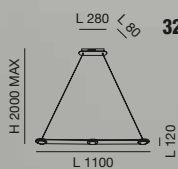
STRUTTURA IN METALLO E DIFFUSORE IN METACRILATO
METAL FRAME AND METHACRYLATE DIFFUSER
MONTURE EN MÉTAL ET DIFFUSEUR EN MÉTACHRYLATE
METALLGESTELL UND METHACRYLATABDECKUNG



LED

A++ A

3270 SUSPENSION  LED WARM WHITE 24W 2100 lm  € IP20 



3270-40-102 Bianco · White
Blanc · Weiß

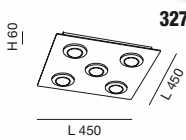
 LED dimmerabile
Dimmable LED
LED dimmable
LED dimmbar



LED

A++ A

3270 CEILING LED WARM WHITE 40W 3500 lm C€ IP20



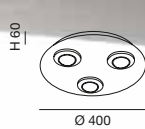
3270-65-102 Bianco · White
Blanc · Weiß

LED dimmerabile
Dimmable LED
LED dimmable
LED Dimmbar

LED

A++ A

3270 CEILING LED WARM WHITE 24W 2100 lm C€ IP20

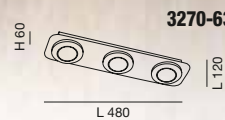


3270-61-102 Bianco · White
Blanc · Weiß

LED

A++ A

3270 CEILING LED WARM WHITE 24W 2100 lm C€ IP20



3270-63-102 Bianco · White
Blanc · Weiß

3262 MELVILLE

DESIGN S.T. FABAS LUCE

STRUTTURA IN METALLO E DIFFUSORE IN METACRILATO / METAL FRAME AND METHACRYLATE DIFFUSER
MONTURE EN MÉTAL ET DIFFUSEUR EN MÉTACHRYLATE / METALLGESTELL UND METHACRYLATABDECKUNG





LED

A++ A

3262 SUSPENSION LED WARM WHITE 8W 700 lm CE IP20



3262-40-178 Nichel satinato
Satined nickel
Nickel satiné
Nickel satiniert

LED

A++ A

3262 SUSPENSION LED WARM WHITE 32W 2800 lm CE IP20



3262-49-178 Nichel satinato
Satined nickel
Nickel satiné
Nickel satiniert

LED dimmerabile
Dimmable LED
LED dimmable
LED dimmbar

3262 MELVILLE

DESIGN S.T. FABAS LUCE

STRUTTURA IN METALLO E DIFFUSORE IN METACRILATO
METAL FRAME AND METHACRYLATE DIFFUSER
MONTURE EN MÉTAL ET DIFFUSEUR EN MÉTACHRYLATE
METALLGESTELL UND METHACRYLATABDECKUNG



LED

A++ A

LED

A++ A

3262 CEILING

LED WARM WHITE 24W 2100 lm

CE IP20

3262 CEILING

LED WARM WHITE 8W 700 lm

CE IP20



3262-63-178 Nichel satinato
Satinéd nickel
Nickel satiné
Nickel satiniert



3262-61-178 Nichel satinato
Satinéd nickel
Nickel satiné
Nickel satiniert



3262 MELVILLE

DESIGN S.T. FABAS LUCE

STRUTTURA IN METALLO E DIFFUSORE IN METACRILATO
METAL FRAME AND METHACRYLATE DIFFUSER
MONTURE EN MÉTAL ET DIFFUSEUR EN MÉTACHRYLATE
METALLGESTELL UND METHACRYLATABDECKUNG



LED

A++ A

3262 TABLE

LED WARM WHITE 8W 700 lm

CE IP20



3262-30-178 Nichel satinato
Satinéd nickel
Nickel satiné
Nickel satiniert



Regolazione luce al tocco
Touch dimmer
Variateur sensitif
Touchdimmer



LED

A++ A

3262 CEILING

LED WARM WHITE 40W 3500 lm

CE IP20



Ø 450

3262-75-178 Nichel satinato
Satined nickel
Nickel satiné
Nickel satiniert



LED dimmerabile
Dimmable LED
LED dimmable
LED dimmbar

LED

A++ A

3262 WALL

LED WARM WHITE 8W 700 lm

CE IP20



H 170

Ø 100

P 100

3262-21-178 Nichel satinato
Satined nickel
Nickel satiné
Nickel satiniert

3255 HALE

DESIGN S.T. FABAS LUCE

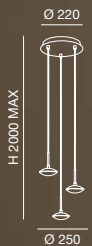
STRUTTURA IN METALLO E DIFFUSORE IN METACRILATO / METAL FRAME AND METHACRYLATE DIFFUSER
MONTURE EN MÉTAL ET DIFFUSEUR EN MÉTACHRYLATE / METALLGESTELL UND METHACRYLATABDECKUNG



LED

A++ A

3255 SUSPENSION  LED WARM WHITE 24W 2100 lm  IP20 



3255-47-102 Bianco · White · Blanc · Weiß
3255-47-212 Alluminio spazzolato
Brushed aluminum
Aluminium brossé
Aluminium gebürstet


LED

A++ A

3255 SUSPENSION  LED WARM WHITE 8W 700 lm  IP20 



3255-41-102 Bianco · White · Blanc · Weiß
3255-41-212 Alluminio spazzolato
Brushed aluminum
Aluminium brossé
Aluminium gebürstet



LED

3255 WALL

LED WARM WHITE 8W 700 lm

CE IP20



Ø 120

3255-21-102 Bianco · White · Blanc · Weiß

3255-21-212 Alluminio spazzolato
Brushed aluminum
Aluminium brossé
Aluminium gebürstet

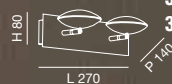
A++ A

LED

3255 WALL

LED WARM WHITE 16W 1400 lm

CE IP20



L 270

3255-22-102 Bianco · White · Blanc · Weiß

3255-22-212 Alluminio spazzolato
Brushed aluminum
Aluminium brossé
Aluminium gebürstet

A++ A

3255 HALE

DESIGN S.T. FABAS LUCE

STRUTTURA IN METALLO E DIFFUSORE IN METACRILATO
METAL FRAME AND METHACRYLATE DIFFUSER
MONTURE EN MÉTAL ET DIFFUSEUR EN MÉTACHRYLATE
METALLGESTELL UND METHACRYLATABDECKUNG

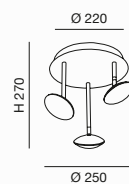




LED

A++ A

3255 CEILING  LED WARM WHITE 24W 2100 lm  IP20 



3255-73-102 Bianco · White · Blanc · Weiß
3255-73-212 Alluminio spazzolato
 Brushed aluminum
 Aluminium brossé
 Aluminium gebürstet



3255 HALE

DESIGN S.T. FABAS LUCE

STRUTTURA IN METALLO E DIFFUSORE IN METACRILATO / METAL FRAME AND METHACRYLATE DIFFUSER
MONTURE EN MÉTAL ET DIFFUSEUR EN MÉTACHRYLATE / METALLGESTELL UND METHACRYLATABDECKUNG



LED

A++ A

3255 TABLE

LED WARM WHITE 8W 700 lm

CE IP20

L 430

3255-30-102 Bianco · White · Blanc · Weiß

3255-30-212 Alluminio spazzolato
Brushed aluminum
Aluminium brossé
Aluminium gebürstet



Regolazione luce al tocco
Touch dimmer
Variateur sensitif
Touchdimmer

3255 HALE

DESIGN S.T. FABAS LUCE

STRUTTURA IN METALLO E DIFFUSORE IN METACRILATO / METAL FRAME AND METHACRYLATE DIFFUSER
MONTURE EN MÉTAL ET DIFFUSEUR EN MÉTACHRYLATE / METALLGESTELL UND METHACRYLATABDECKUNG

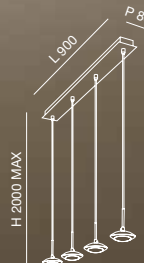




LED

A++ A

3255 SUSPENSION Ⓢ LED WARM WHITE 32W 2800 lm C E IP20 ⊕



3255-49-102 Bianco · White · Blanc · Weiß

3255-49-212 Alluminio spazzolato
Brushed aluminum
Aluminium brossé
Aluminium gebürstet



LED dimmerabile
Dimmable LED
LED dimmable
LED dimmbar

3253 MILL

DESIGN S.T. FABAS LUCE

STRUTTURA IN METALLO E DIFFUSORE IN METACRILATO / METAL FRAME AND METHACRYLATE DIFFUSER
MONTURE EN MÉTAL ET DIFFUSEUR EN MÉTACHRYLATE / METALLGESTELL UND METHACRYLATABDECKUNG



LED

A++ A

3253 WALL

LED WARM WHITE 16W 1400 lm

CE IP20



3253-21-102 Bianco · White · Blanc · Weiß



3253-21-178 Nichel satinato
Satinéd nickel
Nickel satiné
Nickel satiniert



LED

A++ A

3253 CEILING  LED WARM WHITE 48W 4200 lm  IP20 

 
Ø 200 **3253-76-102** Bianco · White · Blanc · Weiß
3253-76-178 Nichel satinato
Satinéd nickel
Nickel satiné
Nickel satiniert

L 1000x500



LED dimmerabile
Dimmable LED
LED dimmable
LED dimmbar

3336 OSLO

FLY DESIGN

STRUTTURA IN METALLO E POLICARBONATO / METAL FRAME AND POLYCARBONATE
MONTURE EN MÉTAL ET POLYCARBONATE / METALLGESTELL UND POLYCARBONAT



LED

A++ A

3336 CEILING

LED WARM WHITE 29W 2600 lm C€ IP20



3336-65-212 Alluminio spazzolato
Brushed aluminum
Aluminium brossé
Aluminium gebürstet



LED dimmerabile
Dimmable LED
LED dimmable
LED dimmbar

3342 PIPER

FLY DESIGN

STRUTTURA IN METALLO E DIFFUSORE IN METACRILATO / METAL FRAME AND METHACRYLATE DIFFUSER
MONTURE EN MÉTAL ET DIFFUSEUR EN MÉTACHRYLATE / METALLGESTELL UND METHACRYLATABDECKUNG



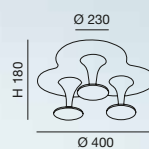
LED

A++ A

3342 CEILING

LED WARM WHITE 44W 4000 lm

CE IP20



3342-65-102 Bianco · White
Blanc · Weiß

 LED dimmerabile
Dimmable LED
LED dimmable
LED dimmbar

3242 AGIA

DESIGN S.T. FABAS LUCE

STRUTTURA IN METALLO / METAL FRAME

MONTURE EN MÉTAL / METALLGESTELL



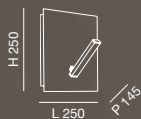
LED

A++ A

3242 CEILING

LED WARM WHITE 12W 1000 lm

CE IP20



3242-61-102 Bianco - White
Blanc - Weiß

LED dimmerabile
Dimmable LED
LED dimmable
LED dimmbar



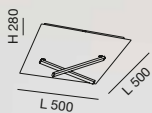
LED

A++ A

3242 CEILING

LED WARM WHITE 42W 3700 lm

CE IP20



3242-64-102 Bianco · White
Blanc · Weiß

LED dimmerabile
Dimmable LED
LED dimmable
LED dimmbar

LED

A++ A

3242 CEILING

LED WARM WHITE 42W 3700 lm

CE IP20



3242-65-102 Bianco · White
Blanc · Weiß

LED dimmerabile
Dimmable LED
LED dimmable
LED dimmbar

3300 ROXIE

FLY DESIGN

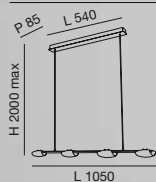
STRUTTURA IN METALLO E VETRO SOFFIATO / METAL FRAME AND BLOWN GLASS
MONTURE EN MÉTAL ET VERRE SOUFFLÉ / METALLGESTELL UND GEBLASENES GLAS




LED

A++ A

3300 SUSPENSION Ⓢ LED WARM WHITE 32W 2880 lm C€ IP20 Ⓡ



3300-49-178 Nichel satinato
Satinéd nickel
Nickel satiné
Nickel satiniert

 LED dimmerabile
Dimmable LED
LED dimmable
LED dimmbar



3300 ROXIE

FLY DESIGN

STRUTTURA IN METALLO E VETRO SOFFIATO / METAL FRAME AND BLOWN GLASS
MONTURE EN MÉTAL ET VERRE SOUFFLÉ / METALLGESTELL UND GEBLASENES GLAS



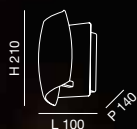
LED

A++ A

3300 WALL

LED WARM WHITE 8W 720 lm

CE IP20



3300-21-178 Nichel satinato
Satinéd nickel
Nickel satiné
Nickel satiniert


LED dimmerabile
Dimmable LED
LED dimmable
LED dimmbar



LED

A++ A

3300 SUSPENSION Ⓢ LED WARM WHITE 8W 720 lm C€ IP20 Ⓡ



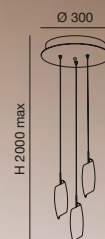
3300-40-178 Nichel satinato
Satinéd nickel
Nickel satiné
Nickel satiniert

 LED dimmerabile
Dimmable LED
LED dimmable
LED dimmbar

LED

A++ A

3300 SUSPENSION Ⓢ LED WARM WHITE 24W 2160 lm C€ IP20 Ⓡ



3300-47-178 Nichel satinato
Satinéd nickel
Nickel satiné
Nickel satiniert

 LED dimmerabile
Dimmable LED
LED dimmable
LED dimmbar

3300 ROXIE

FLY DESIGN

STRUTTURA IN METALLO E VETRO SOFFIATO / METAL FRAME AND BLOWN GLASS
MONTURE EN MÉTAL ET VERRE SOUFFLÉ / METALLGESTELL UND GEBLASENES GLAS



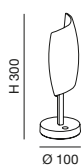
LED

A++ A

3300 TABLE

LED WARM WHITE 8W 720 lm

CE IP20



H 1300

Ø 100

3300-30-178 Nichel satinato
Satinéd nickel
Nickel satiné
Nickel satiniert



Regolazione luce al tocco
Touch dimmer
Variateur sensitif
Touchdimmer

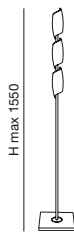
LED

A++ A

3300 FLOOR

LED WARM WHITE 24W 2160 lm

CE IP20



H max 1550

L 260x260

3300-10-178 Nichel satinato
Satinéd nickel
Nickel satiné
Nickel satiniert



Con variatore
With dimmer
Avec variateur
Mit Dimmer



3290 AVA

DESIGN VARIAFORMA

STRUTTURA IN METALLO E VETRO SOFFIATO / METAL FRAME AND BLOWN GLASS
MONTURE EN MÉTAL ET VERRE SOUFFLÉ / METALLGESTELL UND GEBLASENES GLAS

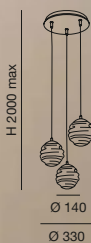


E14

3290 SUSPENSION  E14 3X40W

A++ E

CE IP20 




3290-47-178 Nichel satinato
Satinéd nickel
Nickel satiné
Nickel satiniert

E14

3290 SUSPENSION  E14 3X40W

A++ E

CE IP20 



3290-49-178 Nichel satinato
Satinéd nickel
Nickel satiné
Nickel satiniert



3290 AVA

DESIGN VARIAFORMA

STRUTTURA IN METALLO E VETRO SOFFIATO
METAL FRAME AND BLOWN GLASS
MONTURE EN MÉTAL ET VERRE SOUFFLÉ
METALLGESTELL UND GEBLASENES GLAS



E27

A++ E

3290 SUSPENSION  E27 1X60W

CE IP20 



3290-45-178 Nichel satinato
Satinéd nickel
Nickel satiné
Nickel satiniert

E27

A++ E

3290 SUSPENSION  E27 3X40W

CE IP20 




3290-46-178 Nichel satinato
Satinéd nickel
Nickel satiné
Nickel satiniert

E14

A++ E

3290 SUSPENSION  E14 1X40W

CE IP20 




3290-40-178 Nichel satinato
Satinéd nickel
Nickel satiné
Nickel satiniert



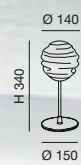
E14

A++ E

3290 TABLE

 E14 1X40W

CE IP20 



3290-30-178 Nichel satinato
Satined nickel
Nickel satiné
Nickel satiniert



Con interruttore
With switch
Avec interrupteur
Mit Schalter


3290 AVA

DESIGN VARIAFORMA

STRUTTURA IN METALLO E VETRO SOFFIATO / METAL FRAME AND BLOWN GLASS
MONTURE EN MÉTAL ET VERRE SOUFFLÉ / METALLGESTELL UND GEBLASENES GLAS

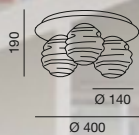


E14

3290 CEILING  E14 3X40W

A++ E

CE IP20 



3290-63-178 Nichel satinato
Satinéd nickel
Nickel satiné
Nickel satiniert



E27

A++ E

E27

A++ E

E14

A++ E

3290 CEILING ✕ E27 3X40W

CE IP20 Ⓢ

3290 CEILING ✕ E27 1X60W

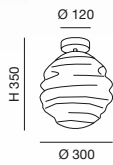
CE IP20 Ⓢ

3290 WALL ✕ E14 1X40W

CE IP20 Ⓢ



3290-64-178 Nichel satinato
Satined nickel
Nickel satiné
Nickel satiniert



3290-65-178 Nichel satinato
Satined nickel
Nickel satiné
Nickel satiniert



3290-21-178 Nichel satinato
Satined nickel
Nickel satiné
Nickel satiniert

3248 EVO

DESIGN VARIAFORMA

STRUTTURA IN METALLO E VETRO SOFFIATO / METAL FRAME AND BLOWN GLASS
MONTURE EN MÉTAL ET VERRE SOUFFLÉ / METALLGESTELL UND GEBLASENES GLAS



LED

A++ A

3248 SUSPENSION LED WARM WHITE 6W 500 lm CE IP20



3248-40-178 Nichel satinato
Satinéd nickel
Nickel satiné
Nickel satiniert

LED

A++ A

3248 SUSPENSION LED WARM WHITE 18W 1500 lm CE IP20



3248-47-178 Nichel satinato
Satinéd nickel
Nickel satiné
Nickel satiniert

 LED dimmerabile
Dimmable LED
LED dimmable
LED dimmbar



LED

A++ A

LED

A++ A

3248 TABLE

LED WARM WHITE 6W 500 lm

CE IP20

3248 WALL

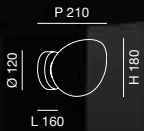
LED WARM WHITE 6W 500 lm

CE IP20



3248-30-178 Nichel satinato
 Satined nickel
 Nickel satiné
 Nickel satiniert

Con variatore
 With dimmer
 Avec variateur
 Mit Dimmer



3248-21-178 Nichel satinato
 Satined nickel
 Nickel satiné
 Nickel satiniert

3354 BALI

DESIGN S.T. FABAS LUCE

STRUTTURA IN METALLO E VETRO IN LASTRA / METAL FRAME AND PLATE GLASS
MONTURE EN METAL ET VERRE PLAT / METALLGESTELL UND GLASPLATTE



LED

A++ A

3354 WALL

LED WARM WHITE 8W 720 lm CEE IP20



3354-21-102 Bianco · White
Blanc · Weiß

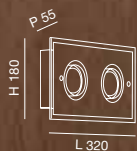
3354-21-241 Trasparente · Transparent
Transparent · Transparent

LED

A++ A


3354 WALL

LED WARM WHITE 16W 1450 lm CEE IP20



3354-22-102 Bianco · White
Blanc · Weiß

3354-22-241 Trasparente · Transparent
Transparent · Transparent

 LED dimmerabile
Dimmable LED
LED dimmable
LED dimmbar



3354 BALI

DESIGN S.T. FABAS LUCE

STRUTTURA IN METALLO E VETRO IN LASTRA / METAL FRAME AND PLATE GLASS
MONTURE EN METAL ET VERRE PLAT / METALLGESTELL UND GLASPLATTE



LED

3354 CEILING

LED WARM WHITE 24W 2200 lm C E IP20



Ø 320

3354-73-102 Bianco · White
Blanc · Weiß

3354-73-241 Trasparente · Transparent
Transparent · Transparent

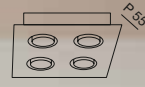
LED dimmerabile
Dimmable LED
LED dimmable
LED dimmbar

A++ A

LED

3354 CEILING

LED WARM WHITE 32W 2900 lm C E IP20



L 320 x 320

3354-61-102 Bianco · White
Blanc · Weiß

3354-61-241 Trasparente · Transparent
Transparent · Transparent

LED dimmerabile
Dimmable LED
LED dimmable
LED dimmbar

A++ A



3263 NISIDE

DESIGN S.T. FABAS LUCE

STRUTTURA IN METALLO E VETRO PRESSATO
METAL FRAME AND PRESSED GLASS
MONTURE EN MÉTAL ET VERRE PRESSÉ
METALLGESTELL UND GEPRESSTES GLAS



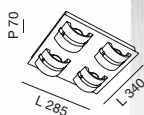


LED

3263 CEILING

LED WARM WHITE 20W 1800 lm

CE IP20



3263-61-178 Nichel satinato
Satined nickel
Nickel satiné
Nickel satiniert

A++ A

LED

3263 WALL-CEILING

LED WARM WHITE 15W 1350 lm

CE IP20



3263-23-178 Nichel satinato
Satined nickel
Nickel satiné
Nickel satiniert

A++ A

3263 NISIDE

DESIGN S.T. FABAS LUCE

STRUTTURA IN METALLO E VETRO PRESSATO / METAL FRAME AND PRESSED GLASS
MONTURE EN MÉTAL ET VERRE PRESSÉ / METALLGESTELL UND GEPRESSTES GLAS



LED

A++ **A**

3263 WALL

LED WARM WHITE 5W 450 lm

CE IP20

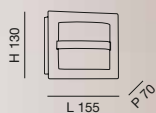
LED

A++ **A**

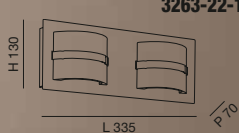
3263 WALL

LED WARM WHITE 10W 900 lm

CE IP20



3263-21-178 Nichel satinato
Satinéd nickel
Nickel satiné
Nickel satiniert



3263-22-178 Nichel satinato
Satinéd nickel
Nickel satiné
Nickel satiniert



2742 KERRY

FLY DESIGN

STRUTTURA IN METALLO E VETRO SOFFIATO / METAL FRAME AND BLOWN GLASS
MONTURE EN METAL ET VERRE SOUFFLE / METALLGESTELL UND GEBLASENES GLAS



G9

C

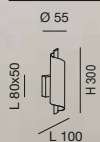
A++

E

2742 WALL

G9 1X60W

CE IP20



2742-21-178 Nichel satinato
Satinéd nickel
Nickel satiné
Nickel satiniert

Con interruttore
With switch
Avec interrupteur
Mit Schalter

G9

C

A++

E

2742 TABLE

G9 1X40W

CE IP20



2742-30-178 Nichel satinato
Satinéd nickel
Nickel satiné
Nickel satiniert

Con interruttore
With switch
Avec interrupteur
Mit Schalter





2981 URANIA

DESIGN S.T. FABAS LUCE

STRUTTURA IN METALLO E VETRO IN LASTRA / METAL FRAME AND PLATE GLASS
MONTURE EN METAL ET VERRE PLAT / METALLGESTELL UND GLASPLATTE







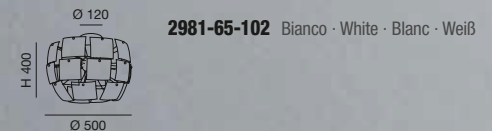
G9 **C** **A++** **E**

2981 SUSPENSION  G9 6X40W  IP20  



G9 **C** **A++** **E**


2981 CEILING  G9 4X40W  IP20  



3116 MELODY

FLY DESIGN

STRUTTURA IN METALLO E VETRO SOFFIATO / METAL FRAME AND BLOWN GLASS
MONTURE EN METAL ET VERRE SOUFFLE / METALLGESTELL UND GEBLASENES GLAS



E27

3116 SUSPENSION  E27 3X40W

A++ **E**

CE IP20 

E27

3116 SUSPENSION  E27 1X60W

A++ **E**

CE IP20 



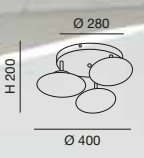
3116-45-138 Cromo · Chromed
Chromé · Verchromt



3116-44-138 Cromo · Chromed
Chromé · Verchromt



G9 **C** **A++** **E**
3116 CEILING LED G9 3X40W CE IP20



3116-61-138 Cromo · Chromed
Chromé · Verchromt

3116 MELODY

FLY DESIGN

STRUTTURA IN METALLO E VETRO SOFFIATO / METAL FRAME AND BLOWN GLASS
MONTURE EN METAL ET VERRE SOUFFLE / METALLGESTELL UND GEBLASENES GLAS





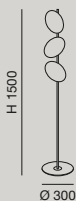
G9

C A++ E

3116 FLOOR

G9 3X40W

CE IP20



3116-10-138 Cromo · Chromed
Chromé · Verchromt

Con interruttore
With switch
Avec interrupteur
Mit Schalter

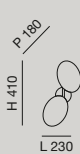
G9

C A++ E

3116 WALL

G9 2X40W

CE IP20



3116-22-138 Cromo · Chromed
Chromé · Verchromt

G9

C A++ E

3116 TABLE

G9 2X40W

CE IP20



3116-30-138 Cromo · Chromed
Chromé · Verchromt

Con interruttore
With switch
Avec interrupteur
Mit Schalter

3116 MELODY

FLY DESIGN

STRUTTURA IN METALLO E VETRO SOFFIATO / METAL FRAME AND BLOWN GLASS
MONTURE EN METAL ET VERRE SOUFFLE / METALLGESTELL UND GEBLASENES GLAS




G9


C 

A++ 

E

3116 WALL

 G9 1X40W

CE IP20 



3116-21-138 Cromo · Chromed
Chromé · Verchromt

G9

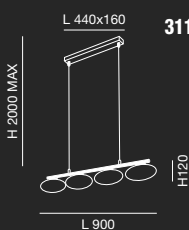
C 

A++ 

E

3116 SUSPENSION  G9 4X40W

CE IP20 



3116-49-138 Cromo · Chromed
Chromé · Verchromt



3116 MELODY

FLY DESIGN

STRUTTURA IN METALLO E VETRO SOFFIATO / METAL FRAME AND BLOWN GLASS
MONTURE EN METAL ET VERRE SOUFFLE / METALLGESTELL UND GEBLASENES GLAS





G9

C SED


A++ E

3116 TABLE  G9 1X40W

CE IP20  



3116-34-138 Cromo · Chromed
Chromé · Verchromt

 Regolazione luce al tocco
Touch dimmer
Variateur sensitif
Touchdimmer

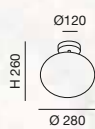


E27

3116 CEILING  E27 1X60W

A++ E

CE IP20 



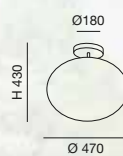
3116-69-138 Cromo · Chromed
Chromé · Verchromt

E27

3116 CEILING  E27 3X40W

A++ E

CE IP20 



3116-64-138 Cromo · Chromed
Chromé · Verchromt

2753 DIANA

DESIGN S.T. FABAS LUCE

STRUTTURA IN METALLO E VETRO SOFFIATO / METAL FRAME AND BLOWN GLASS
MONTURE EN METAL ET VERRE SOUFFLE / METALLGESTELL UND GEBLASENES GLAS



E27

A++ E

E27

A++ E

E27

A++ E

2753 SUSPENSION

✂ E27 3X60W

CE IP20 ⊕

2753 SUSPENSION

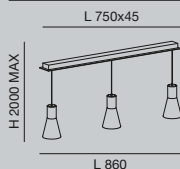
✂ E27 1X60W

CE IP20 ⊕

2753 SUSPENSION

✂ E27 1X60W

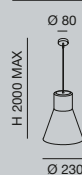
CE IP20 ⊕



2753-47-138 Cromo · Chromed
Chromé · Verchromt



2753-40-138 Cromo · Chromed
Chromé · Verchromt



2753-45-138 Cromo · Chromed
Chromé · Verchromt



E27

A++ E

2753 SUSPENSION

⊗ E27 2X60W

CE IP20 ⊕

L 580x45

2753-46-138 Cromo · Chromed
Chromé · Verchromt

H 2000 MAX



L 660

2918 CAP

DESIGN S.T. FABAS LUCE

STRUTTURA IN METALLO E VETRO SOFFIATO / METAL FRAME AND BLOWN GLASS
MONTURE EN METAL ET VERRE SOUFFLE / METALLGESTELL UND GEBLASENES GLAS



E27

2918 WALL

✂ E27 2X60W

A++ E

CE IP20



2918-21-138 Cromo · Chromed
Chromé · Verchromt

E27

2918 SUSPENSION

✂ E27 1X75W

A++ E

CE IP20



2918-40-138 Cromo · Chromed
Chromé · Verchromt




2476 ALEXIA

FLY DESIGN

STRUTTURA IN METALLO E VETRO SOFFIATO / METAL FRAME AND BLOWN GLASS
MONTURE EN METAL ET VERRE SOUFFLE / METALLGESTELL UND GEBLASENES GLAS



E27

2476 SUSPENSION  E27 1X100W

A++ E


CE IP20 




2476-45-178 Nichel satinato
Satinéd nickel
Nickel satiné
Nickel satiniert

G9

2476 WALL

 G9 1X60W

C E27 A++ E

CE IP20 




2476-20-178 Nichel satinato
Satinéd nickel
Nickel satiné
Nickel satiniert

 Con variatore
With dimmer
Avec variateur
Mit Dimmer

E27

2476 TABLE

 E27 1X100W

A++ E

CE IP20 



2476-35-178 Nichel satinato
Satinéd nickel
Nickel satiné
Nickel satiniert

 Con interruttore
With switch
Avec interrupteur
Mit Schalter



E27

2476 FLOOR

✕ E27 1X100W

A++ E

CE IP20



2476-10-178 Nichel satinato
Satinéd nickel
Nickel satiné
Nickel satiniert



Con variatore
With dimmer
Avec variateur
Mit Dimmer

3198 BONG

DESIGN S.T. FABAS LUCE

STRUTTURA IN METALLO E VETRO SOFFIATO

METAL FRAME AND BLOWN GLASS

MONTURE EN METAL ET VERRE SOUFFLE


METALLGESTELL UND GEBLASENES GLAS



E27

A++ **E**

3198 SUSPENSION

 E27 1X60W

CE IP20



3198-44-102 Bianco · White
Blanc · Weiß

E27

A++ **E**

3198 SUSPENSION

 E27 3X40W

CE IP20




3198-45-102 Bianco · White
Blanc · Weiß



3345 SCRUB LED

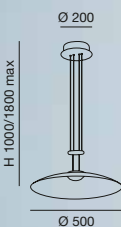
DESIGN S.T. FABAS LUCE

STRUTTURA IN METALLO E VETRO IN LASTRA / METAL FRAME AND PLATE GLASS
MONTURE EN METAL ET VERRE PLAT / METALLGESTELL UND GLASPLATTE



LED

3345 SUSPENSION LED WARM WHITE 18W 1620 lm CE IP20



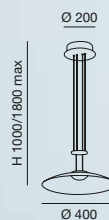
3345-43-241 Vetro trasparente /
Montatura nichel satinato
Transparent glass /
Satinated nickel frame
Verre transparent /
Monture nickel satiné
Glas transparent /
Halterung Nickel satiniert

LED dimmerabile - Dimmable LED
LED dimmable - LED dimmbar

A++ A

LED

3345 SUSPENSION LED WARM WHITE 12W 1080 lm CE IP20



3345-42-241 Vetro trasparente /
Montatura nichel satinato
Transparent glass /
Satinated nickel frame
Verre transparent /
Monture nickel satiné
Glas transparent /
Halterung Nickel satiniert

LED dimmerabile - Dimmable LED
LED dimmable - LED dimmbar

A++ A



3345 SCRUB LED

DESIGN S.T. FABAS LUCE

STRUTTURA IN METALLO E VETRO IN LASTRA / METAL FRAME AND PLATE GLASS
MONTURE EN METAL ET VERRE PLAT / METALLGESTELL UND GLASPLATTE

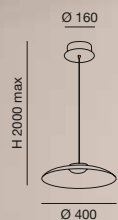


LED

A++ A


3345 SUSPENSION Ⓢ LED WARM WHITE 12W 1080 lm

CE IP20 Ⓡ



3345-40-241 Vetro trasparente / Montatura nichel satinato
Transparent glass / Satined nickel frame
Verre transparent / Monture nickel satiné
Glas transparent / Halterung Nickel satiniert

3345-40-295 Vetro trasparente / Montatura bianca
Transparent glass / White frame
Verre transparent / Monture blanc
Glas transparent / Halterung weiß

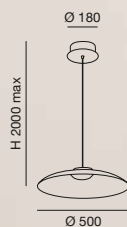
 LED dimmerabile - Dimmable LED
LED dimmable - LED dimmbar

LED

A++ A


3345 SUSPENSION Ⓢ LED WARM WHITE 18W 1620 lm

CE IP20 Ⓡ



3345-45-241 Vetro trasparente / Montatura nichel satinato
Transparent glass / Satined nickel frame
Verre transparent / Monture nickel satiné
Glas transparent / Halterung Nickel satiniert

3345-45-295 Vetro trasparente / Montatura bianca
Transparent glass / White frame
Verre transparent / Monture blanc
Glas transparent / Halterung weiß

 LED dimmerabile - Dimmable LED
LED dimmable - LED dimmbar



3345 SCRUB E27

DESIGN S.T. FABAS LUCE

STRUTTURA IN METALLO E VETRO IN LASTRA / METAL FRAME AND PLATE GLASS
MONTURE EN METAL ET VERRE PLAT / METALLGESTELL UND GLASPLATTE

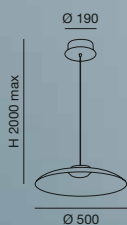


E27

A++ E

3345 SUSPENSION  **E27 1X60W**

CE IP20 



3345-46-138 Vetro trasparente / Montatura cromo
Transparent glass / Chromed frame
Verre transparent / Monture chromé
Glas transparent / Halterung verchromt

3345-46-225 Vetro trasparente / Montatura oro opaco
Transparent glass / Gold matt frame
Verre transparent / Monture or mat
Glas transparent / Halterung Gold edelmatt



3346 VALE LED

DESIGN S.T. FABAS LUCE

STRUTTURA IN METALLO E VETRO IN LASTRA / METAL FRAME AND PLATE GLASS
MONTURE EN METAL ET VERRE PLAT / METALLGESTELL UND GLASPLATTE

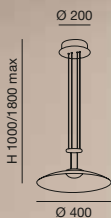


LED

A++ A

3346 SUSPENSION Ⓢ LED WARM WHITE 12W 1080 lm

CE IP20



3346-42-102 Vetro bianco / Montatura nichel satinato
White glass / Satined nickel frame
Verre blanc / Monture nickel satiné
Glas weiß / Halterung Nickel satiniert

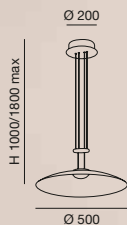
 LED dimmerabile
Dimmable LED
LED dimmable
LED dimmbar

LED

A++ A

3346 SUSPENSION Ⓢ LED WARM WHITE 18W 1620 lm

CE IP20



3346-43-102 Vetro bianco / Montatura nichel satinato
White glass / Satined nickel frame
Verre blanc / Monture nickel satiné
Glas weiß / Halterung Nickel satiniert

 LED dimmerabile
Dimmable LED
LED dimmable
LED dimmbar





3346 VALE LED

DESIGN S.T. FABAS LUCE

STRUTTURA IN METALLO E VETRO IN LASTRA / METAL FRAME AND PLATE GLASS
MONTURE EN METAL ET VERRE PLAT / METALLGESTELL UND GLASPLATTE

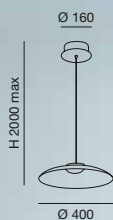


LED

A++ A


3346 SUSPENSION ⚡ LED WARM WHITE 12W 1080 lm

CE IP20



3346-40-102 Vetro bianco / Montatura nichel satinato
White glass / Satined nickel frame
Verre blanc / Monture nickel satiné
Glas weiß / Halterung Nickel satiniert

3346-40-296 Vetro bianco / Montatura bianca
White glass / White frame
Verre blanc / Monture blanc
Glas weiß / Halterung weiß

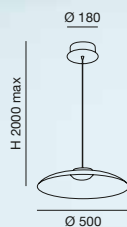
 LED dimmerabile - Dimmable LED
LED dimmable - LED dimmbar

LED

A++ A


3346 SUSPENSION ⚡ LED WARM WHITE 18W 1620 lm

CE IP20



3346-45-102 Vetro bianco / Montatura nichel satinato
White glass / Satined nickel frame
Verre blanc / Monture nickel satiné
Glas weiß / Halterung Nickel satiniert

3346-45-296 Vetro bianco / Montatura bianca
White glass / White frame
Verre blanc / Monture blanc
Glas weiß / Halterung weiß

 LED dimmerabile - Dimmable LED
LED dimmable - LED dimmbar



3346 VALE E27

DESIGN S.T. FABAS LUCE

STRUTTURA IN METALLO E VETRO IN LASTRA / METAL FRAME AND PLATE GLASS
MONTURE EN METAL ET VERRE PLAT / METALLGESTELL UND GLASPLATTE

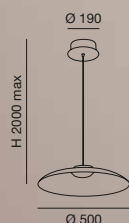


E27

A++ E

3346 SUSPENSION  E27 1X60W

CE IP20 



3346-46-138 Vetrol bianco / Montatura cromo
White glass / Chromed frame
Verre blanc / Monture chromé
Glas weiß / Halterung verchromt

3346-46-225 Vetrol bianco / Montatura oro opaco
White glass / Gold matt frame
Verre blanc / Monture or mat
Glas weiß / Halterung Gold edelmatt



2907 PROVENZA

DESIGN S.T. FABAS LUCE

STRUTTURA IN METALLO E VETRO CENTRIFUGATO / METAL FRAME AND CENTRIFUGED GLASS
MONTURE EN METAL ET VERRE CENTRIFUGE / METALLGESTELL UND ZENTRIFUGIERTES GLAS

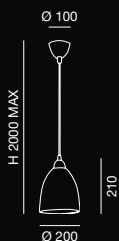


E27

A++ E

2907 SUSPENSION ✕ E27 1X60W

CE IP20



2907-44-102 Bianco · White
Blanc · Weiß

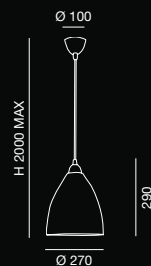
2907-44-125 Ambra · Amber
Ambre · Amber

E27

A++ E

2907 SUSPENSION ✕ E27 1X60W

CE IP20



2907-45-102 Bianco · White
Blanc · Weiß

2907-45-125 Ambra · Amber
Ambre · Amber



2908 NICE

DESIGN S.T. FABAS LUCE

STRUTTURA IN METALLO E VETRO CENTRIFUGATO / METAL FRAME AND CENTRIFUGED GLASS
MONTURE EN METAL ET VERRE CENTRIFUGE / METALLGESTELL UND ZENTRIFUGIERTES GLAS

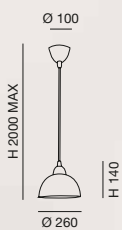


E27

A++ E

2908 SUSPENSION ✕ E27 1X60W

CE IP20



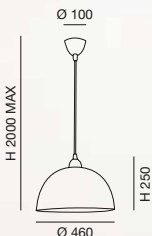
2908-44-102 Bianco · White
Blanc · Weiß
2908-44-125 Ambra · Amber
Ambre · Amber

E27

A++ E

2908 SUSPENSION ✕ E27 1X60W

CE IP20



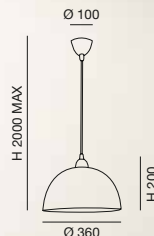
2908-46-102 Bianco · White
Blanc · Weiß
2908-46-125 Ambra · Amber
Ambre · Amber

E27

A++ E

2908 SUSPENSION ✕ E27 1X60W

CE IP20



2908-45-102 Bianco · White
Blanc · Weiß
2908-45-125 Ambra · Amber
Ambre · Amber



3347 KASA LED

DESIGN S.T. FABAS LUCE

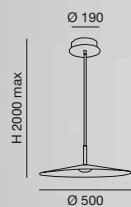
STRUTTURA IN METALLO E DIFFUSORE IN METACRILATO / METAL FRAME AND METHACRYLATE DIFFUSER
MONTURE EN MÉTAL ET DIFFUSEUR EN MÉTACHRYLATE / METALLGESTELL UND METHACRYLATABDECKUNG



LED

A++ A

3347 SUSPENSION  LED WARM WHITE 18W 1620 lm  IP20 



3347-45-101 Nero · Black
Noir · Schwarz

3347-45-102 Bianco · White
Blanc · Weiß

3347-45-244 Azzurro · Light blue
Bleu · Blau



LED dimmerabile
Dimmable LED
LED dimmable
LED dimmbar

3347 KASA E27

DESIGN S.T. FABAS LUCE

STRUTTURA IN METALLO / METAL FRAME
MONTURE EN MÉTAL / METALLGESTELL

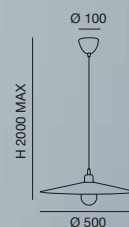


E27

A++ E

3347 SUSPENSION  E27 1X60W

CE IP20 



3347-40-101 Nero · Black
Noir · Schwarz

3347-40-102 Bianco · White
Blanc · Weiß

3202 BURT

DESIGN S.T. FABAS LUCE

STRUTTURA IN METALLO E CEMENTO
METAL FRAME AND CEMENT
MONTURE EN METAL ET BETON
METALLGESTELL UND BETON



E27

A++ E

3202 SUSPENSION ✕ E27 1X30W

CE IP20



3202-40-131 Grigio · Grey
Gris · Grau

3203 TUX

DESIGN S.T. FABAS LUCE

STRUTTURA IN METALLO E CEMENTO
METAL FRAME AND CEMENT
MONTURE EN METAL ET BETON
METALLGESTELL UND BETON



E27

A++ E

3203 SUSPENSION  E27 1X30W

CE IP20

3203-40-131 Grigio · Grey
Gris · Grau



3267 LIRI


DESIGN S.T. FABAS LUCE

STRUTTURA IN METALLO E VETRO SOFFIATO / METAL FRAME AND BLOWN GLASS
MONTURE EN MÉTAL ET VERRE SOUFFLÉ / METALLGESTELL UND GEBLASENES GLAS



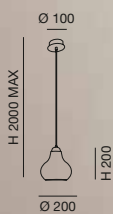


E27

3267 SUSPENSION  E27 42W

A++ E

CE IP20 



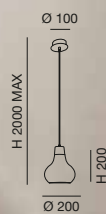
3267-40-138 Cromo · Chromed
Chromé · Verchromt

E27

3267 SUSPENSION  E27 30W

A++ E

CE IP20 



3267-40-285 Sughero · Cork
Liège · Kork

3061 KENT

DESIGN S.T. FABAS LUCE

STRUTTURA IN METALLO E VETRO IN LASTRA
METAL FRAME AND PLATE GLASS
MONTURE EN METAL ET VERRE PLAT
METALLGESTELL UND GLASPLATTE



E27

A++ E

3061 SUSPENSION  E27 1X75W

CE IP20 



3061-45-102 Bianco · White
Blanc · Weiß

3062 LYNN

DESIGN S.T. FABAS LUCE

STRUTTURA IN METALLO E VETRO IN LASTRA
METAL FRAME AND PLATE GLASS
MONTURE EN METAL ET VERRE PLAT
METALLGESTELL UND GLASPLATTE



E27

A++ E

3062 SUSPENSION  E27 1X75W

CE IP20 



3062-45-102 Bianco · White
Blanc · Weiß

500x500

3303 BEND

FLY DESIGN

STRUTTURA IN METALLO E DIFFUSORE IN METACRILATO / METAL FRAME AND METHACRYLATE DIFFUSER
MONTURE EN MÉTAL ET DIFFUSEUR EN MÉTACHRYLATE / METALLGESTELL UND METHACRYLATABDECKUNG



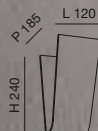
LED

A++ A

3303 WALL

LED WARM WHITE 8W 720 lm

CE IP20



3303-21-102 Bianco · White
Blanc · Weiß



LED dimmerabile
Dimmable LED
LED dimmable
LED Dimmbar



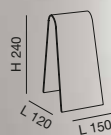
LED

A++ A


3303 TABLE

LED WARM WHITE 6W 540 lm

CE IP20



3303-30-102 Bianco · White
Blanc · Weiß

 Con interruttore
With switch
Avec interrupteur
Mit Schalter

3161 LODGE

DESIGN S.T. FABAS LUCE

STRUTTURA IN METALLO / METAL FRAME

MONTURE EN MÉTAL / METALLGESTELL

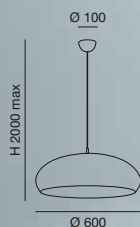


E27

A++ E

3161 SUSPENSION  E27 1X60W

CE IP20 



3161-45-102 Bianco / White
Blanc / Weiß

3161-45-288 Grigio / Grey
Gris / Grau

3161-45-289 Rame / Copper
Cuivre / Kupfer



3216 SLIGO

DESIGN S.T. FABAS LUCE

STRUTTURA IN METALLO / METAL FRAME
MONTURE EN METAL / METALLGESTELL

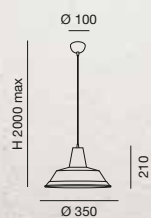


E27

A++ E

3216 SUSPENSION  E27 1X60W

CE IP20 



3216-40-102 Bianco · White · Blanc · Weiß

3216-40-138 Cromo · Chromed
Chromè · Verchromt


3216-40-147 Argento antico · Old silver
Argent antique · Antik Silber



3214 DELVIN

DESIGN S.T. FABAS LUCE

STRUTTURA IN METALLO / METAL FRAME
MONTURE EN METAL / METALLGESTELL

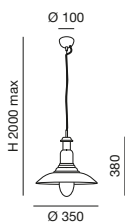


E27

A++ E

3214 SUSPENSION  E27 1X60W

CE IP20 



3214-40-138 Cromo · Chromed
Chromè · Verchromt



TOMATOS

BRAZIL

ARGENTINA

AVOCADO

3215 DINGLE

DESIGN S.T. FABAS LUCE


STRUTTURA IN METALLO / METAL FRAME

MONTURE EN METAL / METALLGESTELL

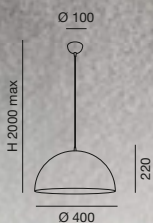


E27

A++ E

3215 SUSPENSION  E27 1X60W

CE IP20 



3215-40-101 Nero/Oro · Black/Gold
Noir/Or · Schwarz/Gold



2155 SAVONA

DESIGN S.T. FABAS LUCE

STRUTTURA IN METALLO E VETRO IN LASTRA / METAL FRAME AND PLATE GLASS
MONTURE EN METAL ET VERRE PLAT / METALLGESTELL UND GLASPLATTE

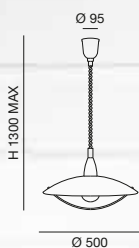


E27

A++ E

2155 SUSPENSION  E27 1X75W

CE IP20 



2155-40-119 Ottone satinato · Satined brass
Laiton satiné · Messing satiniert

2155-40-178 Nichel satinato · Satined nickel
Nickel satiné · Nickel satiniert



2960 DOROTEA

FLY DESIGN

STRUTTURA IN METALLO E TESSUTO / METAL FRAME AND FABRIC
MONTURE EN MÉTAL ET ABAT JOUR TISSU / METALLGESTELL UND STOFF

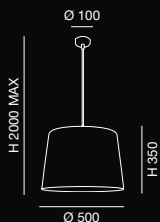


E27

A++ E

2960 SUSPENSION ✕ E27 1X100W

CE IP20



2960-45-273 Beige plissettato · Beige pleated
Beige plissé · Plissee beige

2960-45-274 Marrone plissettato · Brown pleated
Marron plissé · Plissee braun

2960-45-276 Bianco plissettato · White pleated
Blanc plissé · Plissee weiß





2960 DOROTEA

FLY DESIGN

STRUTTURA IN METALLO E TESSUTO / METAL FRAME AND FABRIC
MONTURE EN MÉTAL ET ABAT JOUR TISSU / METALLGESTELL UND STOFF

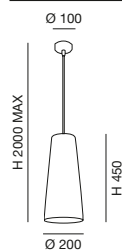


E27

2960 SUSPENSION  E27 1X60W

A++ E

CE IP20 



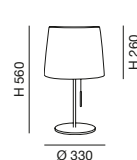
- 2960-40-273** Beige plissettato · Beige pleated
Beige plissé · Plissee beige
- 2960-40-274** Marrone plissettato · Brown pleated
Marron plissé · Plissee braun
- 2960-40-276** Bianco plissettato · White pleated
Blanc plissé · Plissee weiß

E27

2960 TABLE  E27 1X60W

A++ E

CE IP20 



- 2960-30-273** Beige plissettato · Beige pleated
Beige plissé · Plissee beige
- 2960-30-274** Marrone plissettato · Brown pleated
Marron plissé · Plissee braun
- 2960-30-276** Bianco plissettato · White pleated
Blanc plissé · Plissee weiß



Con interruttore · With switch
Avec interrupteur · Mit Schalter

2960 DOROTEA

FLY DESIGN


STRUTTURA IN METALLO, TESSUTO E POLICARBONATO
METAL FRAME, FABRIC AND POLYCARBONATE
MONTURE EN MÉTAL, ABAT JOUR TISSU ET POLYCARBONATE
METALLGESTELL, STOFF UND POLYCARBONAT



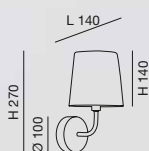
E14

A++ E

2960 WALL

 E14 1X40W

CE IP20



2960-21-273 Beige plissettato · Beige pleated
Beige plissé · Plissee beige

2960-21-274 Marrone plissettato · Brown pleated
Marron plissé · Plissee braun

2960-21-276 Bianco plissettato · White pleated
Blanc plissé · Plissee weiß



E27	A++ E	E27	A++ E
2960 CEILING	✕ E27 2X60W	2960 CEILING	✕ E27 2X60W
	CE IP20		CE IP20
<p>H 160 Ø 600</p>	<p>2960-65-273 Beige plissettato · Beige pleated Beige plissé · Plissee beige</p> <p>2960-65-274 Marrone plissettato · Brown pleated Marron plissé · Plissee braun</p> <p>2960-65-276 Bianco plissettato · White pleated Blanc plissé · Plissee weiß</p>	<p>H 160 Ø 400</p>	<p>2960-60-273 Beige plissettato · Beige pleated Beige plissé · Plissee beige</p> <p>2960-60-274 Marrone plissettato · Brown pleated Marron plissé · Plissee braun</p> <p>2960-60-276 Bianco plissettato · White pleated Blanc plissé · Plissee weiß</p>



2960 DOROTEA

FLY DESIGN

STRUTTURA IN METALLO, TESSUTO E POLICARBONATO / METAL FRAME, FABRIC AND POLYCARBONATE
MONTURE EN MÉTAL, ABAT JOUR TISSU ET POLYCARBONATE / METALLGESTELL, STOFF UND POLYCARBONAT



E27	A++ E	E27 A++ E	LED A++ A
2960 WALL	☒ E27 1X40W	☒ E27 1X40W + ☒ LED 2X1W	☒ LED 2X1W
	CE IP20	CE IP20	CE IP20
	<p>2960-22-273 Beige plissettato · Beige pleated Beige plissé · Plissee beige</p> <p>2960-22-274 Marrone plissettato · Brown pleated Marron plissé · Plissee braun</p> <p>2960-22-276 Bianco plissettato · White pleated Blanc plissé · Plissee weiß</p>		<p>2960-23-273 Beige plissettato · Beige pleated Beige plissé · Plissee beige</p> <p>2960-23-274 Marrone plissettato · Brown pleated Marron plissé · Plissee braun</p> <p>2960-23-276 Bianco plissettato · White pleated Blanc plissé · Plissee weiß</p>

2960 DOROTEA

FLY DESIGN

STRUTTURA IN METALLO, TESSUTO E POLICARBONATO / METAL FRAME, FABRIC AND POLYCARBONATE
MONTURE EN MÉTAL, ABAT JOUR TISSU ET POLYCARBONATE / METALLGESTELL, STOFF UND POLYCARBONAT



E27 **A++ E** **LED** **A++ A**

2960 WALL  E27 1X40W +  LED 1X1W  CE IP20



- 2960-24-273** Beige plissettato · Beige pleated
Beige plissé · Plissee beige
- 2960-24-274** Marrone plissettato · Brown pleated
Marron plissé · Plissee braun
- 2960-24-276** Bianco plissettato · White pleated
Blanc plissé · Plissee weiß

E27 **A++ E**

2960 WALL  E27 1X40W  CE IP20




- 2960-20-273** Beige plissettato · Beige pleated
Beige plissé · Plissee beige
- 2960-20-274** Marrone plissettato · Brown pleated
Marron plissé · Plissee braun
- 2960-20-276** Bianco plissettato · White pleated
Blanc plissé · Plissee weiß



E27

A++ E

2960 FLOOR

 E27 1X100W


 



- 2960-10-273** Beige plissettato · Beige pleated
Beige plissé · Plissee beige
- 2960-10-274** Marrone plissettato · Brown pleated
Marron plissé · Plissee braun
- 2960-10-276** Bianco plissettato · White pleated
Blanc plissé · Plissee weiß



Con interruttore
With switch
Avec interrupteur
Mit Schalter



TAVOLO-TERRA TABLE-FLOOR



3369 TWISTER


DESIGN MBDO

STRUTTURA IN METALLO / METAL FRAME / MONTURE EN MÉTAL / METALLGESTELL

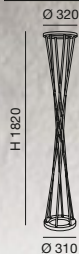


LED

A++ A

3369 FLOOR  LED WARM WHITE 30W+6W 2700 lm+540 lm

CE IP20 



3369-10-102 Bianco · White · Blanc · Weiß

3369-10-178 Nichel satinato · Satined nickel
Nickel satiné · Nickel satiniert

3369-10-225 Oro opaco · Gold matt
Or mat · Gold edelmatt



Luce superiore con variatore - Upper light with dimmer
Lumière supérieure avec variateur - Oberlicht mit Dimmer



Luce inferiore con interruttore - Bottom light with switch
Lumière inférieure avec interrupteur - Basislicht mit Schalter



3376 ALICANTE LED




DESIGN S.T. FABAS LUCE

STRUTTURA IN METALLO E VETRO IN LASTRA / METAL FRAME AND PLATE GLASS
MONTURE EN METAL ET VERRE PLAT / METALLGESTELL UND GLASPLATTE



LED

A++ A

3376 FLOOR  LED WARM WHITE 33W+7W 3200 lm+600 lm  € IP20 



3376-10-178 Nichel satinato · Satined nickel
Nickel satiné · Nickel satiniert

3376-10-225 Oro opaco · Gold matt
Or mat · Gold edelmatt



Regolazione luce con pulsante
Push dimmer
Bouton poussoir dimmable
Tastdimmer



3375 CORTINA LED

DESIGN S.T. FABAS LUCE

STRUTTURA IN METALLO E VETRO IN LASTRA / METAL FRAME AND PLATE GLASS
MONTURE EN METAL ET VERRE PLAT / METALLGESTELL UND GLASPLATTE



LED

A++ A

3375 FLOOR LED WARM WHITE 33W+7W 3200 lm+600 lm € IP20



3375-10-178 Nichel satinato · Satined nickel
Nickel satiné · Nickel satiniert

3375-10-225 Oro opaco · Gold matt
Or mat · Gold edelmatt



Regolazione luce con pulsante
Push dimmer
Bouton poussoir dimmable
Tastdimmer



3405 COMO

FLY DESIGN

STRUTTURA IN METALLO E DIFFUSORE IN METACRILATO / METAL FRAME AND METHACRYLATE DIFFUSER
MONTURE EN MÉTAL ET DIFFUSEUR EN MÉTACHRYLATE / METALLGESTELL UND METHACRYLAT ABDECKUNG



LED

3405 FLOOR

LED WARM WHITE 8W 660 lm

CE IP20

A++ A

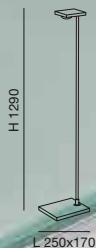
LED

3405 TABLE


LED WARM WHITE 8W 660 lm

CE IP20

A++ A




3405-10-102 Bianco · White · Blanc · Weiß
3405-10-212 Alluminio spazzolato
Brushed aluminum
Aluminium brossé
Aluminium gebürstet

 Regolazione luce con pulsante
Push dimmer
Bouton poussoir dimmable
Tastdimmer



3405-30-102 Bianco · White · Blanc · Weiß
3405-30-212 Alluminio spazzolato
Brushed aluminum
Aluminium brossé
Aluminium gebürstet

 Regolazione luce con pulsante
Push dimmer
Bouton poussoir dimmable
Tastdimmer



Gold
is the
new
Black

3148 NIKI

DESIGN S.T. FABAS LUCE

STRUTTURA IN METALLO / METAL FRAME

MONTURE EN METAL / METALLGESTELL



LED

A++ A

3148 TABLE

LED NATURAL WHITE 6W 520 lm CE IP20



3148-30-101 Nero · Black · Noir · Schwarz
3148-30-102 Bianco · White · Blanc · Weiß

 Con interruttore · With switch
Avec interrupteur · Mit Schalter

LED

A++ A

3148 FLOOR

LED NATURAL WHITE 6W 520 lm CE IP20



3148-10-101 Nero · Black · Noir · Schwarz
3148-10-102 Bianco · White · Blanc · Weiß

 Con interruttore · With switch
Avec interrupteur · Mit Schalter



3385 VIKTOR

DESIGN VARIAFORMA

STRUTTURA IN METALLO E LEGNO / METAL FRAME AND WOOD
MONTURE EN MÉTAL ET EN BOIS / METALLGESTELL UND HOLZ



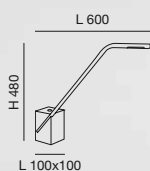
LED

A++ A

3385 TABLE

LED WARM WHITE 6W 540 lm

CE IP20



3385-30-101 Nero - Black - Noir - Schwarz

3385-30-178 Nichel satinato
Satinéd nickel
Nickel satiné
Nickel satiniert



Regolazione luce al tocco
Touch dimmer
Variateur sensitif
Touchdimmer

Regolazione
luce al tocco
Touch dimmer
Variateur sensitif
Touchdimmer





3265 WASP

DESIGN S.T. FABAS LUCE

STRUTTURA IN METALLO / METAL FRAME
MONTURE EN MÉTAL / METALLGESTELL





**USB
charger**

LED

WARM WHITE ↔ COLD WHITE

A++ A

3265 TABLE

LED 12W 1080 lm

CE IP20



3265-30-212 Alluminio spazzolato
Brushed aluminum
Aluminium brossé
Aluminium gebürstet



Regolazione luce al tocco
Touch dimmer
Variateur sensitif
Touchdimmer

3436 VERSILIA

DESIGN S.T. FABAS LUCE

STRUTTURA IN METALLO / METAL FRAME

MONTURE EN METAL / METALLGESTELL



LED

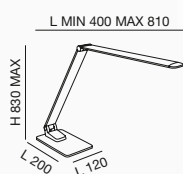
WARM WHITE ↔ COLD WHITE

A++ A

3436 TABLE

LED 10W 900 lm

CE IP20



3436-30-212 Alluminio spazzolato
Brushed aluminum
Aluminium brossé
Aluminium gebürstet



Regolazione luce al tocco
Touch dimmer
Variateur sensitif
Touchdimmer





3264 FITZ

DESIGN S.T. FABAS LUCE

STRUTTURA IN METALLO / METAL FRAME
MONTURE EN MÉTAL / METALLGESTELL





LED

WARM WHITE ↔ COLD WHITE

A++ A

3264 TABLE

LED 12W 1080 lm

CE IP20

H 50 MIN
H 875 MAX



L 440 MIN
L 1200 MAX

3264-30-164 Antracite · Anthracite
Anthracite · Anthrazit

3264-30-212 Alluminio · Aluminium



Regolazione luce al tocco
Touch dimmer
Variateur sensitif
Touchdimmer

3386 NEUTRA

DESIGN VARIAFORMA

STRUTTURA IN METALLO E DIFFUSORE IN METACRILATO / METAL FRAME AND METHACRYLATE DIFFUSER
MONTURE EN MÉTAL ET DIFFUSEUR EN MÉTACHRYLATE / METALLGESTELL UND METHACRYLAT ABDECKUNG



LED

A++ A


3386 TABLE

LED WARM WHITE 12W 1080 lm

CE IP20



- 3386-35-102** Bianco · White · Blanc · Weiß
- 3386-35-178** Nichel satinato · Satined nickel
Nickel satiné · Nickel satiniert
- 3386-35-225** Oro opaco · Gold matt
Or mat · Gold edelmatt
- 3386-35-287** Verde · Green · Vert · Gruen

 Regolazione luce al tocco - Touch dimmer
Variateur sensitif - Touchdimmer

LED

A++ A


3386 TABLE

LED WARM WHITE 8W 720 lm

CE IP20



- 3386-34-102** Bianco · White · Blanc · Weiß
- 3386-34-178** Nichel satinato · Satined nickel
Nickel satiné · Nickel satiniert
- 3386-34-225** Oro opaco · Gold matt
Or mat · Gold edelmatt
- 3386-34-287** Verde · Green · Vert · Gruen

 Regolazione luce al tocco - Touch dimmer
Variateur sensitif - Touchdimmer



3413 WASHINGTON

DESIGN VARIAFORMA

STRUTTURA IN METALLO / METAL FRAME

MONTURE EN MÉTAL / METALLGESTELL



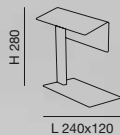
LED

A++ A

3413 TABLE

LED WARM WHITE 8W 720 lm

CE IP20



3413-30-102 Bianco · White
Blanc · Weiß

3413-30-278 Verde · Green
Vert · Gruen



Con interruttore
With switch
Avec interrupteur
Mit Schalter





3360 GRAVITY

DESIGN VARIAFORMA

STRUTTURA IN METALLO E VETRO SOFFIATO / METAL FRAME AND BLOWN GLASS
MONTURE EN MÉTAL ET VERRE SOUFFLÉ / METALLGESTELL UND GEBLASENES GLAS



LED

A++ A

3360 TABLE

LED WARM WHITE 5W 450 lm

CE IP20



3360-30-101 Nero · Black · Noir · Schwarz

3360-30-102 Bianco · White · Blanc · Weiß

3360-30-178 Nichel satinato · Satined nickel
Nickel satiné · Nickel satiniert



Regolazione luce al tocco
Touch dimmer
Variateur sensitif
Touchdimmer



3407 BRENTA

FLY DESIGN

STRUTTURA IN METALLO E VETRO SOFFIATO / METAL FRAME AND BLOWN GLASS
MONTURE EN METAL ET VERRE SOUFFLE / METALLGESTELL UND GEBLASENES GLAS



LED

A++ A

3407 TABLE

LED WARM WHITE 6W 540 lm

CE IP20



3407-30-102 Bianco · White · Blanc · Weiß

3407-30-138 Cromo · Chromed
Chromé · Verchromt

3407-30-178 Nichel satinato · Satined nickel
Nickel satiné · Nickel satiniert

3407-30-225 Oro opaco · Gold matt
Or mat · Gold edelmatt



Regolazione luce al tocco - Touch dimmer
Variateur sensitif - Touchdimmer



3257 SIMI

FLY DESIGN

STRUTTURA IN METALLO E VETRO SOFFIATO / METAL FRAME AND BLOWN GLASS
MONTURE EN MÉTAL ET VERRE SOUFFLÉ / METALLGESTELL UND GEBLASENES GLAS



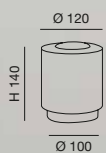
LED

A++ A

3257 TABLE

LED WARM WHITE 8W 700 lm

CE IP20



3257-30-138 Cromo - Vetro lucido
Chromed - Shiny glass
Chromé - Verre poli
Verchromt - Glänzendes Glas

3257-30-178 Nichel satinato - Vetro opaco
Satined nickel - Opal glass
Nickel satiné - Verre opale
Nickel satiniert - Opalglas



Regolazione luce al tocco - Touch dimmer
Variateur sensible - Touchdimmer

3339 JAP

FLY DESIGN

STRUTTURA IN METALLO E VETRO SOFFIATO
METAL FRAME AND BLOWN GLASS
MONTURE EN MÉTAL ET VERRE SOUFFLÉ
METALLGESTELL UND GEBLASENES GLAS



Chronic



LED

3339 TABLE

LED WARM WHITE 5W 450 lm

A++ A

CE IP20



3339-30-178 Nichel satinato
Satinéd nickel
Nickel satiné
Nickel satiniert



Regolazione luce al tocco
Touch dimmer
Variateur sensitif
Touchdimmer

3350 ENSEMBLE

FLY DESIGN

STRUTTURA IN METALLO E VETRO SOFFIATO / METAL FRAME AND BLOWN GLASS
MONTURE EN MÉTAL ET VERRE SOUFLÉ / METALLGESTELL UND GEBLASENES GLAS



LED

A++ A


3350 TABLE

LED WARM WHITE 5W 450 lm

CE IP20



3350-30-178 Nichel satinato
Satinéd nickel
Nickel satiné
Nickel satiniert

 Regolazione luce al tocco
Touch dimmer
Variateur sensitif
Touchdimmer

3348 GLIFI

FLY DESIGN

STRUTTURA IN METALLO E VETRO SOFFIATO / METAL FRAME AND BLOWN GLASS
MONTURE EN MÉTAL ET VERRE SOUFFLÉ / METALLGESTELL UND GEBLASENES GLAS



LED

A++ A

3348 TABLE

LED WARM WHITE 5W 450 lm

CE IP20



3348-30-178 Nichel satinato
Satinéd nickel
Nickel satiné
Nickel satiniert



Regolazione luce al tocco
Touch dimmer
Variateur sensitif
Touchdimmer

3293 DOLI

DESIGN S.T. FABAS LUCE

STRUTTURA IN METALLO E DIFFUSORE IN METACRILATO / METAL FRAME AND METHACRYLATE DIFFUSER
MONTURE EN MÉTAL ET DIFFUSEUR EN MÉTACHRYLATE / METALLGESTELL UND METHACRYLATABDECKUNG



LED

A++ A

3293 TABLE

LED WARM WHITE 8W 720 lm

CE IP20



3293-30-138 Cromo · Chromed
Chromé · Verchromt



Regolazione luce al tocco
Touch dimmer
Variateur sensitif
Touchdimmer

3258 SOFI

FLY DESIGN

STRUTTURA IN METALLO E VETRO IN LASTRA / METAL FRAME AND PLATE GLASS
MONTURE EN MÉTAL ET VERRE PLAT / METALLGESTELL UND GLASPLATTE



LED

A++ A

3258 TABLE

LED WARM WHITE 7W 600 lm

CE IP20



3258-30-212 Alluminio spazzolato
Brushed aluminum
Aluminium brossé
Aluminium gebürstet



Con interruttore
With switch
Avec interrupteur
Mit Schalter

3291 SOLANGE

DESIGN VARIAFORMA

STRUTTURA IN METALLO E VETRO SOFFIATO / METAL FRAME AND BLOWN GLASS
MONTURE EN MÉTAL ET VERRE SOUFFLÉ / METALLGESTELL UND GEBLASENES GLAS



LED

A++ A

3291 TABLE

LED WARM WHITE 6W 540 lm

CE IP20



3291-35-178 Nichel satinato
Satinéd nickel
Nickel satiné
Nickel satiniert



Regolazione luce al tocco
Touch dimmer
Variateur sensitif
Touchdimmer

LED

A++ A

3291 TABLE

LED WARM WHITE 6W 540 lm

CE IP20



3291-30-178 Nichel satinato
Satinéd nickel
Nickel satiné
Nickel satiniert



Con interruttore
With switch
Avec interrupteur
Mit Schalter



3351 OMBRELLO

FLY DESIGN

STRUTTURA IN METALLO E VETRO IN LASTRA / METAL FRAME AND PLATE GLASS
MONTURE EN METAL ET VERRE PLAT / METALLGESTELL UND GLASPLATTE



LED

A++ A

3351 TABLE

LED WARM WHITE 8W 720 lm

CE IP20



3351-30-102 Bianco · White
Blanc · Weiß

3351-30-178 Nichel satinato
Satinéd nickel
Nickel satiné
Nickel satiniert



Regolazione luce al tocco
Touch dimmer
Variateur sensitif
Touchdimmer

3353 DRESS

DESIGN VARIAFORMA

STRUTTURA IN METALLO E DIFFUSORE IN METACRILATO
METAL FRAME AND METHACRYLATE DIFFUSER
MONTURE EN MÉTAL ET DIFFUSEUR EN MÉTACHRYLATE
METALLGESTELL UND METHACRYLATABDECKUNG



LED

A++ A

3353 TABLE

LED WARM WHITE 5W 450 lm

CE IP20

3353-35-178 Nichel satinato
Satined nickel
Nickel satiné
Nickel satiniert

ON/OFF
LED
Con interruttore
With switch
Avec interrupteur
Mit Schalter

H 280



Ø 100

3054 ROCKFORD

FLY DESIGN

STRUTTURA IN METALLO NICHEL SATINATO E VETRO SOFFIATO / METAL FRAME SATINED NICKEL AND BLOWN GLASS

MONTURE EN METAL NICKEL SATINE ET VERRE SOUFFLE / METALLGESTELL NICKEL SATINIERT UND GEBLASENES GLAS



G9

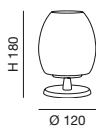
C LED

A++ E

3054 TABLE

G9 1X40W

CE IP20



3054-30-102 Bianco · White · Blanc · Weiß

3054-30-155 Verde mela · Green apple
Vert pomme · Apfelgrün

3054-30-190 Giallo · Yellow · Jaune · Gelb



Regolazione luce al tocco
Touch dimmer
Variateur sensitif
Touchdimmer



3075 SCOTT

FLY DESIGN

VETRO SOFFIATO / BLOWN GLASS
VERRE SOUFFLE / GEBLASENES GLAS



G9

C

A++ E

3075 TABLE

G9 1X40W

CE IP20

H 210



Ø 160

3075-30-102 Bianco · White · Blanc · Weiß

3075-30-125 Ambra · Amber · Ambre · Amber

3075-30-339 Verde petrolio · Dark blue green
Bleu vert foncé · Farbe petrol



Con interruttore · With switch
Avec interrupteur · Mit Schalter

2513 MORGANA G9

DESIGN S.T. FABAS LUCE

STRUTTURA IN METALLO E VETRO SOFFIATO / METAL FRAME AND BLOWN GLASS
MONTURE EN METAL ET VERRE SOUFFLE / METALLGESTELL UND GEBLASENES GLAS



G9

C

A++

E

2513 TABLE

G9 1X40W

CE IP20

H 120



Ø 150

2513-30-138 Cromo - Vetro bianco
Chromed - White glass
Chromé - Verre blanc
Verchromt - Glas weiß

2513-30-178 Nichel satinato - Vetro bianco
Satinéd nickel - white glass
Nickel satiné - Verre blanc
Nickel satiniert - Glas weiß



Regolazione luce al tocco - Touch dimmer
Variateur sensitif - Touchdimmer

3340 MORGANA LED

DESIGN S.T. FABAS LUCE

STRUTTURA IN METALLO E VETRO SOFFIATO / METAL FRAME AND BLOWN GLASS
MONTURE EN MÉTAL ET VERRE SOUFFLÉ / METALLGESTELL UND GEBLASENES GLAS




LED

A++ A

3340 TABLE

LED WARM WHITE 5W 450 lm

CE IP20



3340-30-178 Nichel satinato - Vetro bianco
Satinéd nickel - White glass
Nickel satiné - Verre blanc
Nickel satiniert - Glas weiß



Regolazione luce al tocco
Touch dimmer
Variateur sensitif
Touchdimmer

3341 GAIA LED

DESIGN S.T. FABAS LUCE

STRUTTURA IN METALLO E VETRO SOFFIATO / METAL FRAME AND BLOWN GLASS

MONTURE EN MÉTAL ET VERRE SOUFFLÉ / METALLGESTELL UND GEBLASENES GLAS



LED

A++ A

3341 TABLE

LED WARM WHITE 5W 450 lm

CE IP20



3341-30-178 Nichel satinato
Satinéd nickel
Nickel satiné
Nickel satiniert

Regolazione luce al tocco
Touch dimmer
Variateur sensitif
Touchdimmer

2561 GAIA G9

DESIGN S.T. FABAS LUCE

STRUTTURA IN METALLO E VETRO SOFFIATO / METAL FRAME AND BLOWN GLASS
MONTURE EN METAL ET VERRE SOUFFLE / METALLGESTELL UND GEBLASENES GLAS



G9

C

A++ E

2561 TABLE

G9 1X40W

CE IP20



2561-30-138 Cromo - Vetro bianco - Chromed - White glass
Chromé - Verre blanc - Verchromt - Glas weiß

2561-30-172 Cromo nero - Vetro bianco lucido - Black chrome - Glass white shiny
Chrome noir - Verre blanc brillant - Schwarz chrom - Glas weiß glänzend

2561-30-178 Nichel satinato - Vetro bianco - Satined nickel - White glass
Nickel satiné - Verre blanc - Nickel satiné - Glas weiß



Regolazione luce al tocco - Touch dimmer
Variateur sensitif - Touchdimmer

2654 GAIA BIG

DESIGN S.T. FABAS LUCE

STRUTTURA IN METALLO E VETRO SOFFIATO / METAL FRAME AND BLOWN GLASS
MONTURE EN METAL ET VERRE SOUFFLE / METALLGESTELL UND GEBLASENES GLAS



E14

A++ E

2654 TABLE

✂ E14 1X40W

CE IP20 □



2654-30-178 Nichel satinato - Vetro bianco
Satinéd nickel - Glass white
Nickel satiné - Verre blanc
Nickel satiniert - Glas weiß



Regolazione luce al tocco
Touch dimmer
Variateur sensitif
Touchdimmer

3302 BLAST

FLY DESIGN

STRUTTURA IN METALLO/ METAL FRAME
MONTURE EN MÉTAL / METALLGESTELL



E14

A++ E

3302 TABLE

✕ E14 1X40W

CE IP20



3302-30-102 Bianco · White · Blanc · Weiß

3302-30-137 Argento · Silver
Argent · Silber



Con interruttore
With switch
Avec interrupteur
Mit Schalter

2500 LUCY

FLY DESIGN

STRUTTURA IN METALLO E VETRO SOFFIATO / METAL FRAME AND BLOWN GLASS
MONTURE EN METAL ET VERRE SOUFFLE / METALLGESTELL UND GEBLASENES GLAS



G9

C A++ E

2500 TABLE

G9 1X40W

CE IP20



2500-30-178 Nichel satinato - Vetro bianco
Satinéd nickel - White glass
Nickel satiné - Verre blanc
Nickel satiniert - Glas weiß



Regolazione luce al tocco
Touch dimmer
Variateur sensitif
Touchdimmer

2653 LUCY BIG

FLY DESIGN

STRUTTURA IN METALLO E VETRO SOFFIATO / METAL FRAME AND BLOWN GLASS
MONTURE EN METAL ET VERRE SOUFFLE / METALLGESTELL UND GEBLASENES GLAS



E14

A++ E

2653 TABLE

⊗ E14 1X60W

CE IP20



2653-30-178 Nichel satinato · Satined nickel
Nickel satiné · Nickel satiniert



Regolazione luce al tocco
Touch dimmer
Variateur sensitif
Touchdimmer

2696 VICTORIA

FLY DESIGN

VETRO SOFFIATO / BLOWN GLASS
VERRE SOUFFLE / GEBLASENES GLAS



G9

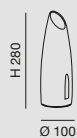
C EED

A++ E

2696 TABLE

LED G9 1X40W

CE IP20



2696-30-102 Bianco · White · Blanc · Weiß

2696-30-104 Rosso · Red · Rouge · Rot



Regolazione luce al tocco
Touch dimmer
Variateur sensitif
Touchdimmer

2586 NIKITA

FLY DESIGN

VETRO SOFFIATO / BLOWN GLASS
VERRE SOUFFLE / GEBLASENES GLAS



G9

C **A++** **E**

2586 TABLE

G9 1X40W

CE IP20



2586-30-102 Bianco · White · Blanc · Weiß

2586-30-155 Verde mela · Green Apple · Vert pomme · Apfelgruen

2586-30-170 Arancio · Orange



Regolazione luce al tocco
Touch dimmer
Variateur sensitif
Touchdimmer

2533 ADE

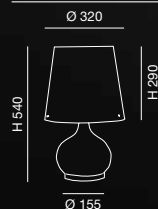
DESIGN S.T. FABAS LUCE

VETRO SOFFIATO / BLOWN GLASS
VERRE SOUFFLE / GEBLASENES GLAS



E27 **A++** **E** **E14** **C**

2533 TABLE E27 1X100W + E14 1X40W



2533-35-102 Bianco · White · Blanc · Weiß



Con doppia accensione
With double lighting
Avec double allumage
Getrennt schaltbar

E14 **A++** **E** **G9** **C**

2533 TABLE E14 1X60W + G9 1X25W



2533-34-102 Bianco · White · Blanc · Weiß



Con doppia accensione
With double lighting
Avec double allumage
Getrennt schaltbar

3015 LISETTA

DESIGN S.T. FABAS LUCE


STRUTTURA IN METALLO / METAL FRAME
MONTURE EN METAL / METAL GESTELL



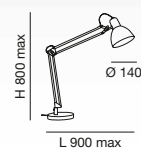
E27

A++ E

3015 TABLE

 E27 1X42W


CE IP20 



3015-30-101 Nero · Black · Noir · Schwarz
3015-30-102 Bianco · White · Blanc · Weiß
3015-30-138 Cromo · Chromed
Chromé · Verchromt



Con interruttore
With switch
Avec interrupteur
Mit Schalter




PLAFONIERE-APPLIQUE CEILING-WALL



3433 ARBATAX

DESIGN S.T. FABAS LUCE

STRUTTURA IN METALLO E DIFFUSORE IN METACRILATO
METAL FRAME AND METHACRYLATE DIFFUSER
MONTURE EN MÉTAL ET DIFFUSEUR EN MÉTACHRYLATE
METALLGESTELL UND METHACRYLATABDECKUNG



LED

A++ A

3433 CEILING

LED WARM WHITE 60W 5400 lm

CE IP20



L 650x650

3433-65-102 Bianco · White
Blanc · Weiß



LED dimmerabile
Dimmable LED
LED dimmable
LED Dimmbar

LED

A++ A

3433 CEILING

LED WARM WHITE 35W 3150 lm

CE IP20



L 440x440

3433-61-102 Bianco · White
Blanc · Weiß



LED dimmerabile
Dimmable LED
LED dimmable
LED Dimmbar


LED

A++ A

3433 CEILING

LED WARM WHITE 10W 900 lm

CE IP20



L 140x140

3433-69-102 Bianco · White
Blanc · Weiß



3404 FORMIA

FLY DESIGN

STRUTTURA IN METALLO E VETRO PRESSATO / METAL FRAME AND PRESSED GLASS
MONTURE EN MÉTAL ET VERRE PRESSÉ / METALLGESTELL UND GEPRESSTES GLAS



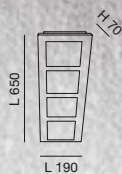
LED

A++ A

3404 CEILING

LED WARM WHITE 30W 2700 lm

CE IP20



3404-64-102 Bianco · White
Blanc · Weiß

LED dimmerabile
Dimmable LED
LED dimmable
LED Dimmbar

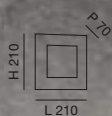
LED

A++ A

3404 WALL

LED WARM WHITE 7,5W 675 lm

CE IP20



3404-21-102 Bianco · White
Blanc · Weiß

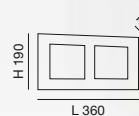
LED

A++ A

3404 WALL

LED WARM WHITE 15W 1350 lm

CE IP20



3404-22-102 Bianco · White
Blanc · Weiß

LED dimmerabile
Dimmable LED
LED dimmable
LED Dimmbar



LED

A++ A

3404 CEILING

LED WARM WHITE 30W 2700 lm C_E IP20




3404-61-102 Bianco - White
Blanc - Weiß

LED dimmerabile
Dimmable LED
LED dimmable
LED Dimmbar

3425 RIACE

DESIGN S.T. FABAS LUCE

STRUTTURA IN METALLO E DIFFUSORE IN METACRILATO / METAL FRAME AND METHACRYLATE DIFFUSER
MONTURE EN MÉTAL ET DIFFUSEUR EN MÉTACHRYLATE / METALLGESTELL UND METHACRYLATABDECKUNG



LED

A++ A

LED

A++ A

3425 WALL

LED WARM WHITE 10W 900 lm

CE IP20

3425 WALL

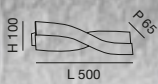
LED WARM WHITE 13W 1170 lm

CE IP20



3425-21-179 Bronzo satinato
Satinéd bronze
Bronze satiné
Bronze satiniert

3425-21-212 Alluminio satinato
Satinéd aluminium
Aluminium satiné
Aluminium satiniert



3425-26-179 Bronzo satinato
Satinéd bronze
Bronze satiné
Bronze satiniert

3425-26-212 Alluminio satinato
Satinéd aluminium
Aluminium satiné
Aluminium satiniert



3426 FANES

DESIGN S.T. FABAS LUCE

STRUTTURA IN METALLO / METAL FRAME

MONTURE EN MÉTAL / METALLGESTELL



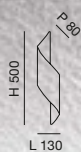
LED

A++ A

3426 WALL

LED WARM WHITE 8W 720 lm

CE IP20



3426-26-102 Bianco · White
Blanc · Weiß

3426-26-186 Grigio perla · Pearl grey
Gris perle · Perle grau

LED

A++ A

3426 WALL

LED WARM WHITE 8W 720 lm

CE IP20



3426-21-102 Bianco · White
Blanc · Weiß

3426-21-186 Grigio perla · Pearl grey
Gris perle · Perle grau



3419 CEVA

DESIGN S.T. FABAS LUCE

STRUTTURA IN METALLO / METAL FRAME
MONTURE EN MÉTAL / METALLGESTELL



LED

A++ A

3419 CEILING/WALL  LED WARM WHITE 24W 2160 lm  IP20 



3419-61-233 Ruggine · Rust
Rouille · Rostfarbig

3419-61-293 Bianco/Nero · White/Black
Blanc/Noir · Weiß/Schwarz


3419-61-294 Foglia oro/nero
Gold leaf/black
Feuille or/noir
Goldfarbenes Blattdek/Schwarz



3420 CLES


DESIGN S.T. FABAS LUCE

STRUTTURA IN METALLO / METAL FRAME
MONTURE EN MÉTAL / METALLGESTELL



LED

A++ A

3420 CEILING/WALL  LED WARM WHITE 24W 2160 lm  CE IP20 



L 400x400

- 3420-61-233** Ruggine · Rust
Rouille · Rostfarbig
- 3420-61-293** Bianco/Nero · White/Black
Blanc/Noir · Weiß/Schwarz
- 3420-61-294** Foglia oro/nero
Gold leaf/black
Feuille or/noir
Goldfarbenes Blattdek/Schwarz

you
MUST DO
WHAT
you LOVE



good
vibes
only!



3421 FANO

DESIGN S.T. FABAS LUCE

STRUTTURA IN METALLO / METAL FRAME

MONTURE EN MÉTAL / METALLGESTELL



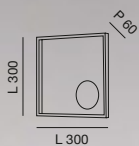
LED

A++ A

3421 WALL

LED WARM WHITE 18W 1620 lm

CE IP20



3421-23-323 Foglia oro
Gold leaf
Feuille or
Goldfarbenes Blattdekor

3421-23-324 Foglia argento
Silver leaf
Feuille argentée
Silbernes Blattdekor

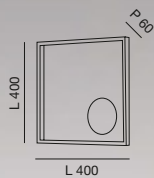
LED

A++ A

3421 WALL

LED WARM WHITE 22 W 1980 lm

CE IP20



3421-26-323 Foglia oro
Gold leaf
Feuille or
Goldfarbenes Blattdekor

3421-26-324 Foglia argento
Silver leaf
Feuille argentée
Silbernes Blattdekor



3312 CAKE

DESIGN S.T. FABAS LUCE

STRUTTURA IN METALLO E DIFFUSORE IN METACRILATO / METAL FRAME AND METHACRYLATE DIFFUSER
MONTURE EN MÉTAL ET DIFFUSEUR EN MÉTACHRYLATE / METALLGESTELL UND METHACRYLATABDECKUNG



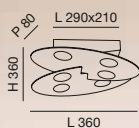
LED

A++ A

3312 CEILING

LED WARM WHITE

CE IP20



Alimentazione / Power supply
Alimentation / Stromversorgung

220 - 240V AC

3312-65-102

4050 lm

Bianco · White
Blanc · Weiß

N. LED

30

3312-65-212

4050 lm

Alluminio spazzolato
Brushed aluminium
Aluminium brossé
Aluminium gebürstet

Potenza tot. ass. / Total absorbed power
Tot. puiss. absorbé / Asolut absorb. Strom

45W



LED dimmerabile - Dimmable LED
LED dimmable - LED dimmbar



3309 LIZZY

FLY DESIGN

STRUTTURA IN METALLO E DIFFUSORE IN METACRILATO / METAL FRAME AND METHACRYLATE DIFFUSER
MONTURE EN MÉTAL ET DIFFUSEUR EN MÉTACHRYLATE / METALLGESTELL UND METHACRYLATABDECKUNG





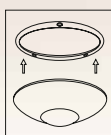
LED

A++ A

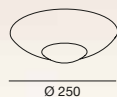
3309 CEILING

LED WARM WHITE

CE IP20



Magnetico
Magnetic
Magnétique
Magnetisch



Ø 250

115

Alimentazione / Power supply
Alimentation / Stromversorgung
N. LED
Potenza tot. ass. / Total absorbed power
Tot. puiss. absorbé / Asolut absorb. Strom

220 - 240V AC

36

8W

3309-61-102

3309-61-178

720 lm

720 lm

Bianco · White
Blanc · Weiß

Nichel satinato
Satinéd nickel
Nickel satiné
Nickel satiniert

3272 VICHY

DESIGN S.T. FABAS LUCE

STRUTTURA IN METALLO E DIFFUSORE IN POLICARBONATO / METAL FRAME AND POLYCARBONATE DIFFUSER
MONTURE EN MÉTAL ET DIFFUSEUR EN POLYCARBONATE / METALLGESTELL UND POLYCARBONATABDECKUNG





LED

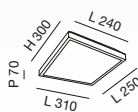
OSRAM
Opto Semiconductors

A++ A

3272 CEILING

☉ **WARM WHITE 3000 K**

CE IP20

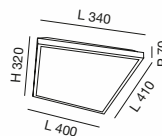


Alimentazione / Power supply
Alimentation / Stromversorgung
N. LED
Potenza tot. ass. / Total absorbed power
Tot. puiss. absorbé / Asolut absorb. Strom

220 - 240V AC
52
27W

3272-61-102
3272-61-138

2400 lm Bianco · White
Blanc · Weiß
2400 lm Cromo · Chromed
Chromé · Verchromt



Alimentazione / Power supply
Alimentation / Stromversorgung
N. LED
Potenza tot. ass. / Total absorbed power
Tot. puiss. absorbé / Asolut absorb. Strom

220 - 240V AC
49
28W

3272-65-102
3272-65-138

2450 lm Bianco · White
Blanc · Weiß
2450 lm Cromo · Chromed
Chromé · Verchromt

3243 TULPE

FLY DESIGN

STRUTTURA IN METALLO / METAL FRAME
MONTURE EN MÉTAL / METALLGESTELL



LED

A++ A

3243 CEILING

LED WARM WHITE

CE IP20



Alimentazione / Power supply
Alimentation / Stromversorgung **220 - 240V AC**
N. LED **25**
Potenza tot. ass. / Total absorbed power **12W**
Tot. puiss. absorbé / Asolut absorb. Strom

3243-61-102

1000 lm Bianco - White
Blanc - Weiß



LED dimmerabile - Dimmable LED
LED dimmable - LED dimmbar



Alimentazione / Power supply
Alimentation / Stromversorgung **220 - 240V AC**
N. LED **75**
Potenza tot. ass. / Total absorbed power **36W**
Tot. puiss. absorbé / Asolut absorb. Strom

3243-64-102

2900 lm Bianco - White
Blanc - Weiß



LED dimmerabile - Dimmable LED
LED dimmable - LED dimmbar



3162 OSAKA LED

3163

DESIGN S.T. FABAS LUCE

STRUTTURA IN METALLO E VETRO IN LASTRA / METAL FRAME AND PLATE GLASS
MONTURE EN METAL ET VERRE PLAT / METALLGESTELL UND GLASPLATTE



LED

OSRAM
Opto Semiconductors

A++ A

CEILING

☼ WARM WHITE 3000 K

☼ NATURAL WHITE 4000 K

CE IP20 ⊕

H 85



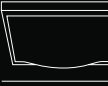
L 300x300

Alimentazione / Power supply **220 - 240V AC**
Alimentation / Stromversorgung
N. LED **36**
Potenza tot. ass. / Total absorbed power **15W**
Tot. puiss. absorbé / Asolut absorb. Strom

3162-61-102 1400 lm Bianco · White
Blanc · Weiß
3162-61-138 1400 lm Cromo · Chromed
Chromé · Verchromt
3162-61-178 1400 lm Nichel satinato · Satined nickel
Nickel satiné · Nickel satiniert

3163-61-102 1550 lm Bianco · White
Blanc · Weiß
3163-61-138 1550 lm Cromo · Chromed
Chromé · Verchromt
3163-61-178 1550 lm Nichel satinato · Satined nickel
Nickel satiné · Nickel satiniert

H 120



L 400x400

Alimentazione / Power supply **220 - 240V AC**
Alimentation / Stromversorgung
N. LED **49**
Potenza tot. ass. / Total absorbed power **28W**

3162-66-102 2450 lm Bianco · White
Blanc · Weiß
3162-66-138 2450 lm Cromo · Chromed
Chromé · Verchromt
3162-66-178 2450 lm Nichel satinato · Satined nickel
Nickel satiné · Nickel satiniert

3163-66-102 2750 lm Bianco · White
Blanc · Weiß
3163-66-138 2750 lm Cromo · Chromed
Chromé · Verchromt
3163-66-178 2750 lm Nichel satinato · Satined nickel
Nickel satiné · Nickel satiniert

2867 OSAKA E14/E27

DESIGN S.T. FABAS LUCE

STRUTTURA IN METALLO E VETRO IN LASTRA / METAL FRAME AND PLATE GLASS
MONTURE EN METAL ET VERRE PLAT / METALLGESTELL UND GLASPLATTE



E14

A++ E

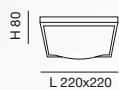
E27

A++ E


E27

A++ E

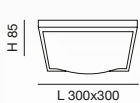
2867 WALL  E14 1X40W CE IP20




- 2867-21-102** Bianco · White
Blanc · Weiß
- 2867-21-138** Cromo · Chromed
Chromé · Verchromt
- 2867-21-178** Nichel satinato
Satinéd nickel
Nickel satiné
Nickel satiniert

 Vedi pagina 428
See page 428
Voir page 428
Sieh Seite 428

2867 CEILING  E27 2X42W CE IP20




- 2867-61-102** Bianco · White
Blanc · Weiß
- 2867-61-138** Cromo · Chromed
Chromé · Verchromt
- 2867-61-178** Nichel satinato
Satinéd nickel
Nickel satiné
Nickel satiniert

 Vedi pagina 428
See page 428
Voir page 428
Sieh Seite 428

2867 CEILING  E27 3X42W CE IP20



- 2867-66-102** Bianco · White
Blanc · Weiß
- 2867-66-138** Cromo · Chromed
Chromé · Verchromt
- 2867-66-178** Nichel satinato
Satinéd nickel
Nickel satiné
Nickel satiniert

 Vedi pagina 428
See page 428
Voir page 428
Sieh Seite 428

3334 MOMO

DESIGN S.T. FABAS LUCE

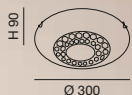
STRUTTURA IN METALLO E VETRO IN LASTRA / METAL FRAME AND PLATE GLASS
MONTURE EN METAL ET VERRE PLAT / METALLGESTELL UND GLASPLATTE



LED

A++ A

3334 CEILING  LED WARM WHITE 12W 1080 lm LED NATURAL WHITE 12W 1150 lm  IP20 






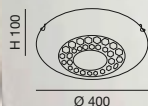
3334-61-102 Bianco · White
Blanc · Weiß

3334-62-102 Bianco · White
Blanc · Weiß

LED


A++ A

3334 CEILING  LED WARM WHITE 21W 1900 lm LED NATURAL WHITE 21W 2000 lm  IP20 



3334-65-102 Bianco · White
Blanc · Weiß

3334-66-102 Bianco · White
Blanc · Weiß



3331 PLISSET

DESIGN S.T. FABAS LUCE

STRUTTURA IN METALLO E VETRO IN LASTRA / METAL FRAME AND PLATE GLASS
MONTURE EN METAL ET VERRE PLAT / METALLGESTELL UND GLASPLATTE



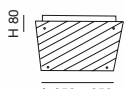
LED

A++ A

3331 CEILING

LED WARM WHITE 18W 1600 lm

LED NATURAL WHITE 18W 1700 lm CE IP20



3331-61-102 Bianco · White
Blanc · Weiß

3331-62-102 Bianco · White
Blanc · Weiß

L 350 x 350

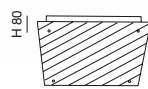
LED

A++ A

3331 CEILING

LED WARM WHITE 21W 1900 lm

LED NATURAL WHITE 21W 2000 lm CE IP20



3331-65-102 Bianco · White
Blanc · Weiß

3331-66-102 Bianco · White
Blanc · Weiß

L 450x450



3285 GALAXY

DESIGN S.T. FABAS LUCE

STRUTTURA IN METALLO E VETRO IN LASTRA / METAL FRAME AND PLATE GLASS
MONTURE EN MÉTAL ET VERRE PLAT / METALLGESTELL UND GLASPLATTE



LED

A++ A

3285 CEILING

LED WARM WHITE

LED NATURAL WHITE

CE IP20



Alimentazione / Power supply
Alimentation / Stromversorgung
N. LED
Potenza tot. ass. / Total absorbed power
Tot. puiss. absorbé / Asolut absorb. Strom

220 - 240V AC
60
12W

3285-68-102

990 lm

Bianco · White
Blanc · Weiß

3285-69-102

1100 lm

Bianco · White
Blanc · Weiß



Alimentazione / Power supply
Alimentation / Stromversorgung
N. LED
Potenza tot. ass. / Total absorbed power
Tot. puiss. absorbé / Asolut absorb. Strom

220 - 240V AC
96
18W

3285-62-102

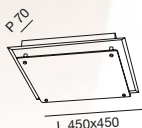
1575 lm

Bianco · White
Blanc · Weiß

3285-61-102

1750 lm

Bianco · White
Blanc · Weiß



Alimentazione / Power supply
Alimentation / Stromversorgung
N. LED
Potenza tot. ass. / Total absorbed power
Tot. puiss. absorbé / Asolut absorb. Strom

220 - 240V AC
120
21W

3285-66-102


1890 lm

Bianco · White
Blanc · Weiß

3285-65-102

2100 lm

Bianco · White
Blanc · Weiß



3287 KYMI

DESIGN S.T. FABAS LUCE

STRUTTURA IN METALLO E VETRO IN LASTRA / METAL FRAME AND PLATE GLASS
MONTURE EN MÉTAL ET VERRE PLAT / METALLGESTELL UND GLASPLATTE



LED

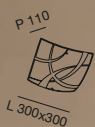
A++ A

3287 CEILING

⊗ LED WARM WHITE

⊗ LED NATURAL WHITE

CE IP20



Alimentazione / Power supply
Alimentation / Stromversorgung
N. LED
Potenza tot. ass. / Total absorbed power
Tot. puiss. absorbé / Asolut absorb. Strom

220 - 240V AC

**60
12W**

3287-62-102

990 lm Bianco · White
Blanc · Weiß

3287-61-102

1100 lm Bianco · White
Blanc · Weiß



Alimentazione / Power supply
Alimentation / Stromversorgung
N. LED
Potenza tot. ass. / Total absorbed power
Tot. puiss. absorbé / Asolut absorb. Strom

220 - 240V AC

**96
18W**

3287-66-102

1575 lm Bianco · White
Blanc · Weiß

3287-65-102

1750 lm Bianco · White
Blanc · Weiß

3286 ASTROS

DESIGN S.T. FABAS LUCE

STRUTTURA IN METALLO E VETRO IN LASTRA / METAL FRAME AND PLATE GLASS
MONTURE EN MÉTAL ET VERRE PLAT / METALLGESTELL UND GLASPLATTE



LED

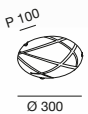
A++ A

3286 CEILING

⊗ LED WARM WHITE

⊗ LED NATURAL WHITE

CE IP20



Alimentazione / Power supply
Alimentation / Stromversorgung
N. LED
Potenza tot. ass. / Total absorbed power
Tot. puiss. absorbé / Asolut absorb. Strom

220 - 240V AC

3286-62-102

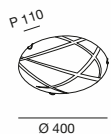
990 lm

Bianco · White
Blanc · Weiß

3286-61-102

1100 lm

Bianco · White
Blanc · Weiß



Alimentazione / Power supply
Alimentation / Stromversorgung
N. LED
Potenza tot. ass. / Total absorbed power
Tot. puiss. absorbé / Asolut absorb. Strom

220 - 240V AC

3286-66-102

1575 lm

Bianco · White
Blanc · Weiß

3286-65-102

1750 lm

Bianco · White
Blanc · Weiß

3422 OSTUNI

DESIGN S.T. FABAS LUCE

STRUTTURA IN METALLO E VETRO CURVATO / METAL FRAME AND CURVED GLASS
MONTURE EN MÉTAL ET VERRE COURBÉ / METALLGESTELL UND GEBOGENES GLAS



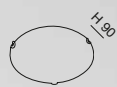
LED

A++ A

3422 CEILING

LED WARM WHITE 12W 1080 lm

CE IP20



Ø 300

3422-61-102 Bianco · White
Blanc · Weiß

LED

A++ A

3422 CEILING

LED WARM WHITE 18W 1620 lm

CE IP20



Ø 400

3422-65-102 Bianco · White
Blanc · Weiß

3423 GERA

DESIGN VARIAFORMA

STRUTTURA IN METALLO E VETRO CURVATO / METAL FRAME AND CURVED GLASS
MONTURE EN MÉTAL ET VERRE COURBÉ / METALLGESTELL UND GEBOGENES GLAS



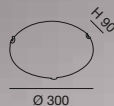
LED

3423 CEILING

LED WARM WHITE 12W 1080 lm

A++ A

CE IP20



3423-61-102 Bianco a righe
White strips
Blanc patiné
Weiß gewischt

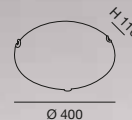
LED

3423 CEILING

LED WARM WHITE 18W 1620 lm

A++ A

CE IP20



3423-65-102 Bianco · White
Blanc · Weiß

3166 PLAZA LED

3167

DESIGN S.T. FABAS LUCE

STRUTTURA IN METALLO E VETRO IN LASTRA
 METAL FRAME AND PLATE GLASS
 MONTURE EN METAL ET VERRE PLAT
 METALLGESTELL UND GLASPLATTE



LED

OSRAM
 Opto Semiconductors

A++ A

CEILING			☼ WARM WHITE 3000 K	☼ NATURAL WHITE 4000 K	CE IP41
	Alimentazione / Power supply Alimentation / Stromversorgung	220 - 240V AC	3166-61-102 1800 lm Bianco · White Blanc · Weiß	3167-61-102 1900 lm Bianco · White Blanc · Weiß	
	N. LED	42	3166-61-138 1800 lm Cromo · Chromed Chromé · Verchromt	3167-61-138 1900 lm Cromo · Chromed Chromé · Verchromt	
	Potenza tot. ass. / Total absorbed power Tot. puiss. absorbé / Asolut absorb. Strom	19W	3166-61-178 1800 lm Nichel satinato · Satined nickel Nickel satiné · Nickel satiniert	3167-61-178 1900 lm Nichel satinato · Satined nickel Nickel satiné · Nickel satiniert	
			 Turn&Lock	 Turn&Lock	
	Alimentazione / Power supply Alimentation / Stromversorgung	220 - 240V AC	3166-65-102 2400 lm Bianco · White Blanc · Weiß	3167-65-102 2700 lm Bianco · White Blanc · Weiß	
	N. LED	52	3166-65-138 2400 lm Cromo · Chromed Chromé · Verchromt	3167-65-138 2700 lm Cromo · Chromed Chromé · Verchromt	
	Potenza tot. ass. / Total absorbed power Tot. puiss. absorbé / Asolut absorb. Strom	27W	3166-65-178 2400 lm Nichel satinato · Satined nickel Nickel satiné · Nickel satiniert	3167-65-178 2700 lm Nichel satinato · Satined nickel Nickel satiné · Nickel satiniert	
			 Turn&Lock	 Turn&Lock	

2866 PLAZA E14/E27

DESIGN S.T. FABAS LUCE

STRUTTURA IN METALLO E VETRO IN LASTRA
METAL FRAME AND PLATE GLASS
MONTURE EN METAL ET VERRE PLAT
METALLGESTELL UND GLASPLATTE



E14

A++ E

E27

A++ E

E27

A++ E

2866 WALL



E14 1X40W

CE IP41



- 2866-23-102** Bianco · White
Blanc · Weiß
- 2866-23-138** Cromo · Chromed
Chromé · Verchromt
- 2866-23-178** Nichel satinato
Satined nickel
Nickel satiné
Nickel satiniert



Turn&Lock



Vedi pagina 428
See page 428
Voir page 428
Sieh Seite 428

2866 CEILING



E27 2X42W

CE IP41



- 2866-61-102** Bianco · White
Blanc · Weiß
- 2866-61-138** Cromo · Chromed
Chromé · Verchromt
- 2866-61-178** Nichel satinato
Satined nickel
Nickel satiné
Nickel satiniert



Turn&Lock



Vedi pagina 428
See page 428
Voir page 428
Sieh Seite 428

2866 CEILING



E27 3X42W

CE IP41



- 2866-66-102** Bianco · White
Blanc · Weiß
- 2866-66-138** Cromo · Chromed
Chromé · Verchromt
- 2866-66-178** Nichel satinato
Satined nickel
Nickel satiné
Nickel satiniert



Turn&Lock




Vedi pagina 428
See page 428
Voir page 428
Sieh Seite 428

3100 KENT LED

3152

DESIGN VARIAFORMA

STRUTTURA IN METALLO E VETRO IN LASTRA
 METAL FRAME AND PLATE GLASS
 MONTURE EN METAL ET VERRE PLAT
 METALLGESTELL UND GLASPLATTE



LED

OSRAM
 Opto Semiconductors

A++ A









CEILING		⊗ WARM WHITE 3000 K	⊗ NATURAL WHITE 4000 K	CE IP20
<p>∅ 300 P 95</p>	Alimentazione / Power supply Alimentation / Stromversorgung N. LED Potenza tot. ass. / Total absorbed power Tot. puiss. absorbé / Asolut absorb. Strom	220 - 240V AC 30 13W	3152-61-102 1200 lm Bianco · White Blanc · Weiß	3100-61-102 1300 lm Bianco · White Blanc · Weiß
	Alimentazione / Power supply Alimentation / Stromversorgung N. LED Potenza tot. ass. / Total absorbed power Tot. puiss. absorbé / Asolut absorb. Strom	220 - 240V AC 52 27W	3152-65-102 2400 lm Bianco · White Blanc · Weiß	3100-65-102 2700 lm Bianco · White Blanc · Weiß
<p>∅ 400 P 130</p>	Alimentazione / Power supply Alimentation / Stromversorgung N. LED Potenza tot. ass. / Total absorbed power Tot. puiss. absorbé / Asolut absorb. Strom	220 - 240V AC 52 27W	3152-65-102 2400 lm Bianco · White Blanc · Weiß	3100-65-102 2700 lm Bianco · White Blanc · Weiß
	Alimentazione / Power supply Alimentation / Stromversorgung N. LED Potenza tot. ass. / Total absorbed power Tot. puiss. absorbé / Asolut absorb. Strom	220 - 240V AC 52 27W	3152-65-102 2400 lm Bianco · White Blanc · Weiß	3100-65-102 2700 lm Bianco · White Blanc · Weiß

3061 KENT E27

DESIGN VARIAFORMA

STRUTTURA IN METALLO E VETRO IN LASTRA
 METAL FRAME AND PLATE GLASS
 MONTURE EN METAL ET VERRE PLAT
 METALLGESTELL UND GLASPLATTE




E27	A++ E	E27	A++ E	E27	A++ E	E27	A++ E
3061 WALL  E27 1X60W	CE IP20	3061 CEILING  E27 1X60W	CE IP20	3061 CEILING  E27 3X40W	CE IP20	3061 CEILING  E27 2X60W	CE IP20
 3061-21-102 Bianco · White Blanc · Weiß		 3061-61-102 Bianco · White Blanc · Weiß		 3061-64-102 Bianco · White Blanc · Weiß		 3061-65-102 Bianco · White Blanc · Weiß	
P 150 L 300		P 195 Ø 300		P 145 Ø 500		P 130 Ø 400	

3122 FOX LED 3098

DESIGN S.T. FABAS LUCE

STRUTTURA IN METALLO E VETRO IN LASTRA / METAL FRAME AND PLATE GLASS
MONTURE EN METAL ET VERRE PLAT / METALLGESTELL UND GLASPLATTE

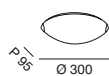


LED

OSRAM
Opto Semiconductors

A++ A

CEILING WARM WHITE 3000 K NATURAL WHITE 4000 K CE IP20



Alimentazione / Power supply
Alimentation / Stromversorgung
N. LED **30**
Potenza tot. ass. / Total absorbed power
Tot. puiss. absorbé / Asolut absorb. Strom **13W**

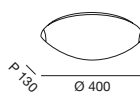
220 - 240V AC

3122-61-102

1200 lm Bianco · White
Blanc · Weiß

3098-61-102

1300 lm Bianco · White
Blanc · Weiß



Alimentazione / Power supply
Alimentation / Stromversorgung
N. LED **52**
Potenza tot. ass. / Total absorbed power
Tot. puiss. absorbé / Asolut absorb. Strom **27W**

220 - 240V AC

3122-65-102

2400 lm Bianco · White
Blanc · Weiß

3098-65-102





2700 lm Bianco · White
Blanc · Weiß

2385 FOX E27

DESIGN S.T. FABAS LUCE

STRUTTURA IN METALLO E VETRO IN LASTRA
 METAL FRAME AND PLATE GLASS
 MONTURE EN METAL ET VERRE PLAT
 METALLGESTELL UND GLASPLATTE



<p>E27</p> <p>2385 WALL  E27 1X60W</p> <p>2385-21-102</p> <p>H 160 P 95 L 300</p>	<p>A++ E</p> <p>CE IP20 ⊕</p> <p>Bianco · White Blanc · Weiß</p>	<p>E27</p> <p>2385 CEILING  E27 1X60W</p> <p>2385-61-102</p> <p>P 95 Ø 300</p>	<p>A++ E</p> <p>CE IP20 ⊕</p> <p>Bianco · White Blanc · Weiß</p>
<p>E27</p> <p>2385 CEILING  E27 3X40W</p> <p>2385-64-102</p> <p>P 145 Ø 500</p>	<p>A++ E</p> <p>CE IP20 ⊕</p> <p>Bianco · White Blanc · Weiß</p>	<p>E27</p> <p>2385 CEILING  E27 2X60W</p> <p>2385-65-102</p> <p>P 130 Ø 400</p>	<p>A++ E</p> <p>CE IP20 ⊕</p> <p>Bianco · White Blanc · Weiß</p>

3208 KELTY LED

DESIGN S.T. FABAS LUCE

STRUTTURA IN METALLO E POLICARBONATO / METAL AND POLYCARBONATE FRAME
 STRUCTURE EN MÉTAL ET POLYCARBONATE / METALL- UND POLYCARBONATSTRUKTUR



LED

OSRAM
Opto Semiconductors

A++ A

3208 CEILING

☼ WARM WHITE 3000 K

☼ NATURAL WHITE 4000 K

CE IP20



Alimentazione / Power supply
 Alimentation / Stromversorgung
 N. LED **33**
 Potenza tot. ass. / Total absorbed power
 Tot. puiss. absorbé / Apsolut absorb. Strom **14W**

220 - 240V AC

3208-61-212

1300 lm

Alluminio
 Aluminium



Turn&Lock

3208-62-212

1450 lm

Alluminio
 Aluminium



Turn&Lock



Alimentazione / Power supply
 Alimentation / Stromversorgung
 N. LED **52**
 Potenza tot. ass. / Total absorbed power
 Tot. puiss. absorbé / Apsolut absorb. Strom **27W**

220 - 240V AC

3208-65-212

2400 lm

Alluminio
 Aluminium



Turn&Lock

3208-66-212

2700 lm

Alluminio
 Aluminium



Turn&Lock

3228 KELTY E27 3232

DESIGN S.T. FABAS LUCE

STRUTTURA IN METALLO E POLICARBONATO / METAL AND POLYCARBONATE FRAME
STRUCTURE EN MÉTAL ET POLYCARBONATE / METALL- UND POLYCARBONATSTRUKTUR



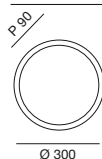
))) **SENSOR**

E27

CEILING ✕ E27 1X20W

A++ E

CE IP20



Ø 300

3232-61-212

Alluminio
Aluminium

3228-61-212 SENSOR

Alluminio
Aluminium



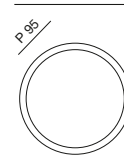
Turn&Lock

E27

CEILING ✕ E27 2X20W

A++ E

CE IP20



Ø 350

3232-65-212

Alluminio
Aluminium

3228-65-212 SENSOR

Alluminio
Aluminium



Turn&Lock

3062 LYNN


DESIGN VARIAFORMA

STRUTTURA IN METALLO E VETRO IN LASTRA / METAL FRAME AND PLATE GLASS
MONTURE EN METAL ET VERRE PLAT / METALLGESTELL UND GLASPLATTE



E27

A++ E

3062 CEILING  E27 1X60W

CE IP20 




P 95
L 300x300

3062-61-102 Bianco · White
Blanc · Weiß

E27

A++ E

3062 CEILING  E27 3X40W

CE IP20 




P 100

L 500x500

3062-64-102 Bianco · White
Blanc · Weiß

E27

A++ E

3062 CEILING  E27 2X60W

CE IP20 



P 100

L 400x400

3062-65-102 Bianco · White
Blanc · Weiß

2890 PICCADILLY

DESIGN S.T. FABAS LUCE

STRUTTURA IN METALLO E VETRO IN LASTRA / METAL FRAME AND PLATE GLASS
MONTURE EN METAL ET VERRE PLAT / METALLGESTELL UND GLASPLATTE

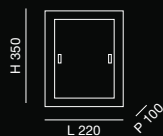


E27

2890 WALL ✕ **E27 2X60W**

A++ E

CE IP20



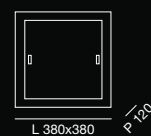
2890-21-102 Bianco · White
Blanc · Weiß

E27

2890 CEILING ✕ **E27 3X60W**

A++ E

CE IP20



2890-65-102 Bianco · White
Blanc · Weiß

2957 MAGGIE

DESIGN S.T. FABAS LUCE

STRUTTURA IN METALLO E VETRO IN LASTRA / METAL FRAME AND PLATE GLASS
MONTURE EN METAL ET VERRE PLAT / METALLGESTELL UND GLASPLATTE



E27 **A++ E**
2957 WALL ✕ E27 1X60W **CE IP20**

2957-21-102 Bianco · White
Blanc · Weiß




E27 **A++ E**
2957 CEILING ✕ E27 1X60W **CE IP20**

2957-61-102 Bianco · White
Blanc · Weiß



E27 **A++ E**
2957 CEILING ✕ E27 3X40W **CE IP20**


2957-64-102 Bianco · White
Blanc · Weiß



E27 **A++ E**
2957 CEILING ✕ E27 2X60W **CE IP20**

2957-65-102 Bianco · White
Blanc · Weiß












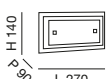
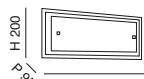
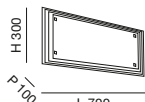


2957 MAGGIE

DESIGN S.T. FABAS LUCE

STRUTTURA IN METALLO E VETRO IN LASTRA / METAL FRAME AND PLATE GLASS
MONTURE EN METAL ET VERRE PLAT / METALLGESTELL UND GLASPLATTE



								
2957 WALL	 E27 1X60W	CE IP20 ⊕	2957 WALL	 E27 2X60W	CE IP20 ⊕	2957 CEILING	 E27 4X40W	CE IP20 ⊕
	2957-22-102 Bianco · White Blanc · Weiß			2957-26-102 Bianco · White Blanc · Weiß			2957-66-102 Bianco · White Blanc · Weiß	



2958 HILL

DESIGN S.T. FABAS LUCE

STRUTTURA IN METALLO E VETRO IN LASTRA / METAL FRAME AND PLATE GLASS
MONTURE EN METAL ET VERRE PLAT / METALLGESTELL UND GLASPLATTE



E27

A++ E

2958 WALL  E27 1X60W

CE IP20 



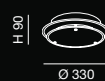
2958-21-102 Bianco · White
Blanc · Weiß

E27

A++ E

2958 CEILING  E27 1X60W

CE IP20 



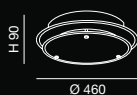
2958-61-102 Bianco · White
Blanc · Weiß

E27

A++ E

2958 CEILING  E27 3X40W

CE IP20 



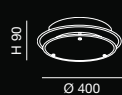
2958-64-102 Bianco · White
Blanc · Weiß

E27

A++ E

2958 CEILING  E27 2X60W

CE IP20 



2958-65-102 Bianco · White
Blanc · Weiß



3113 MILTON

ALESSANDRO ROVERSELLI DESIGN

STRUTTURA IN METALLO E VETRO IN LASTRA / METAL FRAME AND PLATE GLASS
MONTURE EN METAL ET VERRE PLAT / METALLGESTELL UND GLASPLATTE



E27 **A++ E**

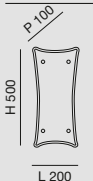
3113 WALL  **E27 1X60W** **CE IP20**



3113-22-102 Bianco · White
Blanc · Weiß

E27 **A++ E**

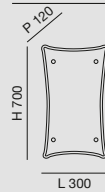
3113 WALL  **E27 2X60W** **CE IP20**




3113-26-102 Bianco · White
Blanc · Weiß


E27 **A++ E**

3113 CEILING  **E27 4X40W** **CE IP20**



3113-66-102 Bianco · White
Blanc · Weiß



E27 **A++ E**
3113 WALL  E27 1X60W CE IP20 ⊕



3113-21-102 Bianco · White
 Blanc · Weiß

E27 **A++ E**
3113 CEILING  E27 1X60W CE IP20 ⊕



3113-61-102 Bianco · White
 Blanc · Weiß

E27 **A++ E**
3113 CEILING  E27 2X60W CE IP20 ⊕



3113-65-102 Bianco · White
 Blanc · Weiß

2881 GRACE


DESIGN S.T. FABAS LUCE

STRUTTURA IN METALLO E VETRO IN LASTRA / METAL FRAME AND PLATE GLASS
MONTURE EN METAL ET VERRE PLAT / METALLGESTELL UND GLASPLATTE

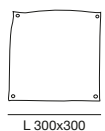


E27

A++ **E**

2881 CEILING  **E27 2X60W**

CE IP20 




2881-61-102 Bianco · White
Blanc · Weiß

P 90

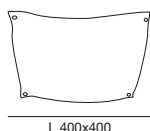
L 300x300

E27

A++ **E**

2881 CEILING  **E27 3X60W**

CE IP20 



2881-65-102 Bianco · White
Blanc · Weiß

P 90

L 400x400



Vedi pagina 428
See page 428
Voir page 428
Sieh Seite 428

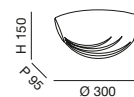
2427 RIVOLI

FLY DESIGN

STRUTTURA IN METALLO E VETRO IN LASTRA / METAL FRAME AND PLATE GLASS
MONTURE EN METAL ET VERRE PLAT / METALLGESTELL UND GLASPLATTE

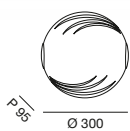


E27 A++ E
2427 WALL  E27 1X60W CE IP20



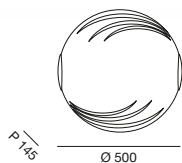
2427-21-102 Bianco · White
Blanc · Weiß

E27 A++ E
2427 CEILING  E27 1X60W CE IP20



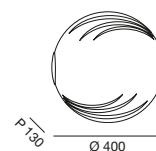
2427-61-102 Bianco · White
Blanc · Weiß

E27 A++ E
2427 CEILING  E27 3X40W CE IP20



2427-64-102 Bianco · White
Blanc · Weiß

E27 A++ E
2427 CEILING  E27 2X60W CE IP20



2427-65-102 Bianco · White
Blanc · Weiß

3356 EGON

DESIGN S.T. FABAS LUCE

STRUTTURA IN METALLO E POLIPROPILENE / METAL FRAME AND POLYPROPYLENE
MONTURE EN MÉTAL ET POLYPROPYLENE / METALLGESTELL UND POLYPROPYLEN

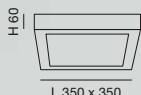


LED

A++ A

3356 CEILING

LED WARM WHITE 21W 1890 lm C€ IP20




3356-61-102 Bianco · White
Blanc · Weiß

3356-61-178 Nichel satinato
Satinéd nickel
Nickel satiné
Nickel satiniert

3446 MIRKA

DESIGN S.T. FABAS LUCE

STRUTTURA IN METALLO E DIFFUSORE IN METACRILATO / METAL FRAME AND METHACRYLATE DIFFUSER
MONTURE EN MÉTAL ET DIFFUSEUR EN MÉTACHRYLATE / METALLGESTELL UND METHACRYLATABDECKUNG



IP44

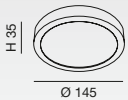
LED

A++ A

CEILING

LED WARM WHITE

CE IP44

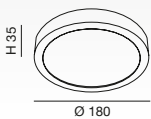


Alimentazione / Power supply
Alimentation / Stromversorgung
N. LED
Potenza tot. ass. / Total absorbed power
Tot. puiss. absorbé / Asolut absorb. Strom

220 - 240V AC

36
12W

3446-69-102 1100 lm Bianco · White
Blanc · Weiß

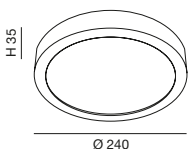


Alimentazione / Power supply
Alimentation / Stromversorgung
N. LED
Potenza tot. ass. / Total absorbed power
Tot. puiss. absorbé / Asolut absorb. Strom

220 - 240V AC

54
18W

3446-61-102 1650 lm Bianco · White
Blanc · Weiß



Alimentazione / Power supply
Alimentation / Stromversorgung
N. LED
Potenza tot. ass. / Total absorbed power
Tot. puiss. absorbé / Asolut absorb. Strom

220 - 240V AC

72
24W

3446-65-102 2200 lm Bianco · White
Blanc · Weiß

2796 ARMILLA

DESIGN S.T. FABAS LUCE

STRUTTURA IN POLICARBONATO / POLYCARBONATE FRAME
STRUCTURE EN POLYCARBONATE / POLYCARBONATSTRUKTUR



 **SENSOR**  **IP44**

Sensore ad infrarossi · Infrared sensor
Capteur à infrarouge · Infrarotsensor

E27

A++ E

2796 CEILING  **E27 1X60W**

CE IP44 



P. 120

Ø 300

2796-61-102 SENSOR Bianco · White
Blanc · Weiß

2796-61-137 SENSOR Argento · Silver
Argent · Silber



Turn&Lock

2792 BOREA

DESIGN S.T. FABAS LUCE

STRUTTURA IN METALLO E VETRO SOFFIATO / METAL FRAME AND BLOWN GLASS
MONTURE EN METAL ET VERRE SOUFFLE / METALLGESTELL UND GEBLASENES GLAS



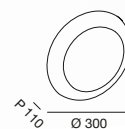
IP44

E27

A++ E


2792 CEILING  E27 1X60W

CE IP44 



2792-61-138 Cromo · Chromed
Chromé · Verchromt

2792-61-178 Nichel satinato · Satined nickel
Nickel satiné · Nickel satiniert

 Turn&Lock

3141 LIDO

DESIGN S.T. FABAS LUCE

STRUTTURA IN METALLO E VETRO IN LASTRA / METAL FRAME AND PLATE GLASS
MONTURE EN METAL ET VERRE PLAT / METALLGESTELL UND GLASPLATTE



E27

A++ E

3141 CEILING ✕ E27 1X60W

CE IP20 Ⓢ



3141-61-102 Bianco · White
Blanc · Weiß

Ø 300

P 80

E27

A++ E

3141 CEILING ✕ E27 2X60W

CE IP20 Ⓢ



3141-65-102 Bianco · White
Blanc · Weiß

Ø 400

P 80

3139 FOGG

DESIGN S.T. FABAS LUCE

STRUTTURA IN METALLO E VETRO IN LASTRA / METAL FRAME AND PLATE GLASS
MONTURE EN METAL ET VERRE PLAT / METALLGESTELL UND GLASPLATTE



E27

3139 CEILING  **E27 1X60W**

A++ E

CE IP20 



Ø 300

P 30

3139-61-102 Bianco · White
Blanc · Weiß

E27

3139 CEILING  **E27 2X60W**

A++ E

CE IP20 



Ø 400



P 30

3139-65-102 Bianco · White
Blanc · Weiß

3144 DOMINO

DESIGN S.T. FABAS LUCE

STRUTTURA IN METALLO E VETRO IN LASTRA / METAL FRAME AND PLATE GLASS
MONTURE EN METAL ET VERRE PLAT / METALLGESTELL UND GLASPLATTE



E27

A++ E

3144 CEILING  E27 1X60W

CE IP20 



L 300x300

P 90

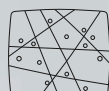
3144-61-102 Bianco · White
Blanc · Weiß

E27

A++ E

3144 CEILING  E27 2X60W

CE IP20 



L 400x400

P 100

3144-65-102 Bianco · White
Blanc · Weiß

3138 GAO

DESIGN S.T. FABAS LUCE

STRUTTURA IN METALLO E VETRO IN LASTRA / METAL FRAME AND PLATE GLASS
MONTURE EN METAL ET VERRE PLAT / METALLGESTELL UND GLASPLATTE



E27

3138 CEILING  E27 1X60W

A++ **E**

CE IP20 




L 300x300

P 90

3138-61-102 Bianco · White
Blanc · Weiß

E27

3138 CEILING  E27 2X60W

A++ **E**

CE IP20 



L 400x400

P 100




3138-65-102 Bianco · White
Blanc · Weiß

2607 FIORI

FLY DESIGN

STRUTTURA IN METALLO E VETRO IN LASTRA / METAL FRAME AND PLATE GLASS
MONTURE EN METAL ET VERRE PLAT / METALLGESTELL UND GLASPLATTE



E27	A++ E	E27	A++ E	E27	A++ E
2607 WALL  E27 1X60W	CE IP20 	2607 CEILING  E27 1X60W	CE IP20 	2607 CEILING  E27 2X60W	CE IP20 
 H 150 L 300	2607-21-102 Bianco · White Blanc · Weiß	 P 95 Ø 300	2607-61-102 Bianco · White Blanc · Weiß	 P 130 Ø 400	2607-65-102 Bianco · White Blanc · Weiß

2689 PARTY

DESIGN S.T. FABAS LUCE

STRUTTURA IN METALLO E VETRO IN LASTRA / METAL FRAME AND PLATE GLASS
MONTURE EN METAL ET VERRE PLAT / METALLGESTELL UND GLASPLATTE



E27

A++ **E**

E27

A++ **E**

E27

A++ **E**

2689 WALL  **E27 1X60W**

CE IP20 

2689 CEILING  **E27 1X60W**

CE IP20 

2689 CEILING  **E27 2X60W**

CE IP20 



2689-21-102 Bianco · White
Blanc · Weiß



2689-61-102 Bianco · White
Blanc · Weiß



2689-65-102 Bianco · White
Blanc · Weiß

3210 GRAFF LED

DESIGN S.T. FABAS LUCE

STRUTTURA IN METALLO E VETRO SOFFIATO / METAL FRAME AND BLOWN GLASS
MONTURE EN METAL ET VERRE SOUFFLE / METALLGESTELL UND GEBLASENES GLAS



LED

OSRAM
Opto Semiconductors

A++ A

3210 CEILING

☉ WARM WHITE 3000 K

☉ NATURAL WHITE 4000 K

CE IP20

<p>Ø 300</p>	Alimentazione / Power supply Alimentation / Stromversorgung N. LED Potenza tot. ass. / Total absorbed power Tot. puiss. absorbé / Asolut absorb. Strom	220 - 240V AC 30 13W	3210-61-102	1200 lm Turn&Lock	Bianco · White Blanc · Weiß	3210-62-102	1300 lm Turn&Lock	Bianco · White Blanc · Weiß
	Alimentazione / Power supply Alimentation / Stromversorgung N. LED Potenza tot. ass. / Total absorbed power Tot. puiss. absorbé / Asolut absorb. Strom	220 - 240V AC 52 27W	3210-65-102	2400 lm Turn&Lock	Bianco · White Blanc · Weiß	3210-66-102	2700 lm Turn&Lock	Bianco · White Blanc · Weiß
<p>Ø 400</p>	Alimentazione / Power supply Alimentation / Stromversorgung N. LED Potenza tot. ass. / Total absorbed power Tot. puiss. absorbé / Asolut absorb. Strom	220 - 240V AC 52 27W	3210-65-102	2400 lm Turn&Lock	Bianco · White Blanc · Weiß	3210-66-102	2700 lm Turn&Lock	Bianco · White Blanc · Weiß
	Alimentazione / Power supply Alimentation / Stromversorgung N. LED Potenza tot. ass. / Total absorbed power Tot. puiss. absorbé / Asolut absorb. Strom	220 - 240V AC 52 27W	3210-65-102	2400 lm Turn&Lock	Bianco · White Blanc · Weiß	3210-66-102	2700 lm Turn&Lock	Bianco · White Blanc · Weiß

3209 GRAFF E27

DESIGN S.T. FABAS LUCE

STRUTTURA IN METALLO E VETRO SOFFIATO / METAL FRAME AND BLOWN GLASS
MONTURE EN METAL ET VERRE SOUFFLE / METALLGESTELL UND GEBLASENES GLAS

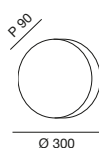


E27

3209 CEILING  **E27 1X60W**

A++ E

CE IP20 




Ø 300

3209-61-102 Bianco · White
Blanc · Weiß



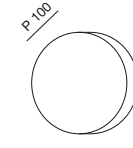
Turn&Lock

E27

3209 CEILING  **E27 2X60W**

A++ E

CE IP20 



Ø 400

3209-65-102 Bianco · White
Blanc · Weiß




Turn&Lock

3101 PIKE LED

3121

DESIGN S.T. FABAS LUCE

STRUTTURA IN METALLO E VETRO SOFFIATO / METAL FRAME AND BLOWN GLASS
 MONTURE EN METAL ET VERRE SOUFFLE / METALLGESTELL UND GEBLASENES GLAS
















CEILING			☼ WARM WHITE 3000 K			☼ NATURAL WHITE 4000 K		CE IP20
	Alimentazione / Power supply Alimentation / Stromversorgung	220 - 240V AC	3121-61-102	1200 lm	Bianco - White Blanc - Weiß	3101-61-102	1300 lm	Bianco - White Blanc - Weiß
	N. LED Potenza tot. ass. / Total absorbed power Tot. puiss. absorbé / Asolut absorb. Strom	30 13W			Turn&Lock		Turn&Lock	
	Alimentazione / Power supply Alimentation / Stromversorgung	220 - 240V AC	3121-65-102	2400 lm	Bianco - White Blanc - Weiß	3101-65-102	2700 lm	Bianco - White Blanc - Weiß
	N. LED Potenza tot. ass. / Total absorbed power Tot. puiss. absorbé / Asolut absorb. Strom	52 27W			Turn&Lock		Turn&Lock	

3097 PIKE E27

DESIGN S.T. FABAS LUCE

STRUTTURA IN METALLO E VETRO SOFFIATO / METAL FRAME AND BLOWN GLASS
MONTURE EN METAL ET VERRE SOUFFLE / METALLGESTELL UND GEBLASENES GLAS




E27	A++ E	E27	A++ E	E27	A++ E
3097 CEILING  E27 1X60W	CE IP20 	3097 CEILING  E27 2X60W	CE IP20 	3097 CEILING  E27 1X60W	CE IP20 
 P 100 Ø 300	3097-61-102 Bianco · White Blanc · Weiß	 P 130 Ø 360	3097-65-102 Bianco · White Blanc · Weiß	 P 95 Ø 250	3097-69-102 Bianco · White Blanc · Weiß
	Turn&Lock		Turn&Lock		Turn&Lock
			Vedi pagina 428 See page 428 Voir page 428 Sieh Seite 428		

2894 ALIX


DESIGN S.T. FABAS LUCE

STRUTTURA IN METALLO E VETRO SOFFIATO / METAL FRAME AND BLOWN GLASS
MONTURE EN METAL ET VERRE SOUFFLE / METALLGESTELL UND GEBLASENES GLAS



E27

A++ E

2894 WALL  **E27 1X60W**

CE IP20 



L 190x190

P 100

2894-21-102 Bianco · White
Blanc · Weiß



Turn&Lock

E27

A++ E

2894 CEILING  **E27 2X42W**

CE IP20 



L 290x290

P 120

2894-65-102 Bianco · White
Blanc · Weiß



Turn&Lock



3094 PANDORA BIANCA LED

3109


3221


3320

DESIGN S.T. FABAS LUCE

STRUTTURA IN METALLO E VETRO SOFFIATO BIANCO / METAL FRAME AND BLOWN WHITE GLASS

MONTURE EN METAL ET VERRE BLANC SOUFFLE / METALLGESTELL UND WEISSES GEBLASENES GLAS



 **SENSOR**

 **DIMMER**

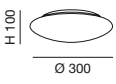


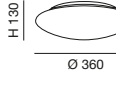


Sensore a microonde · Microwave sensor
Détecteur microondes · Mikrowellensensor

Dimmerabile · Dimmable
Dimmable · Dimmbar

LED

OSRAM
Opto Semiconductors

A++ A

CEILING			☼ WARM WHITE 3000 K			☼ NATURAL WHITE 4000 K		CE IP20
	Alimentazione / Power supply Alimentation / Stromversorgung N. LED Potenza tot. ass. / Total absorbed power Tot. puiss. absorbé / Asolut absorb. Strom	220 - 240V AC 30 13W	3109-61-102 1200 lm Bianco · White Blanc · Weiß	 Turn&Lock	3094-61-102 1300 lm Bianco · White Blanc · Weiß	 Turn&Lock	3221-61-102 SENSOR 1200 lm Bianco · White Blanc · Weiß	3221-62-102 SENSOR 1300 lm Bianco · White Blanc · Weiß
			3109-65-102 2400 lm Bianco · White Blanc · Weiß 3221-65-102 SENSOR 2400 lm Bianco · White Blanc · Weiß 3320-65-102 DIMMER 2400 lm Bianco · White Blanc · Weiß		3094-65-102 2700 lm Bianco · White Blanc · Weiß 3221-66-102 SENSOR 2700 lm Bianco · White Blanc · Weiß 3320-66-102 DIMMER 2700 lm Bianco · White Blanc · Weiß			
	Alimentazione / Power supply Alimentation / Stromversorgung N. LED Potenza tot. ass. / Total absorbed power Tot. puiss. absorbé / Asolut absorb. Strom	220 - 240V AC 52 27W	3109-61-102 1200 lm Bianco · White Blanc · Weiß	 Turn&Lock	3094-61-102 1300 lm Bianco · White Blanc · Weiß	 Turn&Lock	3221-61-102 SENSOR 1200 lm Bianco · White Blanc · Weiß	3221-62-102 SENSOR 1300 lm Bianco · White Blanc · Weiß
			3109-65-102 2400 lm Bianco · White Blanc · Weiß 3221-65-102 SENSOR 2400 lm Bianco · White Blanc · Weiß 3320-65-102 DIMMER 2400 lm Bianco · White Blanc · Weiß		3094-65-102 2700 lm Bianco · White Blanc · Weiß 3221-66-102 SENSOR 2700 lm Bianco · White Blanc · Weiß 3320-66-102 DIMMER 2700 lm Bianco · White Blanc · Weiß			

2433 PANDORA BIANCA E27 3222

























DESIGN S.T. FABAS LUCE

STRUTTURA IN METALLO E VETRO SOFFIATO / METAL FRAME AND BLOWN GLASS
MONTURE EN METAL ET VERRE SOUFFLE / METALLGESTELL UND GEBLASENES GLAS



))) **SENSOR**

Sensore a microonde · Microwave sensor
Détecteur microondes · Mikrowellensensor

<p>E27 A++ E</p> <p>2433 WALL  E27 1X40W CE IP20</p>	<p>E27 A++ E</p> <p>CEILING  E27 1X60W CE IP20</p>	<p>E27 A++ E</p> <p>2433 CEILING  E27 2X75W CE IP20</p>
<p>H 75  Ø 200</p> <p>2433-23-102 Bianco · White Blanc · Weiß</p> <p> Turn&Lock</p>	<p>H 100  Ø 300</p> <p>2433-61-102 Bianco · White Blanc · Weiß</p> <p>3222-61-102 SENSOR Bianco · White Blanc · Weiß</p> <p> Turn&Lock</p>	<p>H 150  Ø 460</p> <p>2433-64-102 Bianco · White Blanc · Weiß</p> <p> Turn&Lock</p>
<p> Vedi pagina 428 See page 428 Voir page 428 Sieh Seite 428</p>	<p> Vedi pagina 428 See page 428 Voir page 428 Sieh Seite 428</p>	<p> Vedi pagina 428 See page 428 Voir page 428 Sieh Seite 428</p>
<p>E27 A++ E</p> <p>2433 CEILING  E27 2X60W CE IP20</p>	<p>E27 A++ E</p> <p>3222 CEILING  E27 2X40W CE IP20</p>	<p>E27 A++ E</p> <p>2433 CEILING  E27 1X60W CE IP20</p>
<p>H 130  Ø 360</p> <p>2433-65-102 Bianco · White Blanc · Weiß</p> <p> Turn&Lock</p>	<p>H 130  Ø 360</p> <p>3222-65-102 SENSOR Bianco · White Blanc · Weiß</p> <p> Turn&Lock</p>	<p>H 95  Ø 250</p> <p>2433-69-102 Bianco · White Blanc · Weiß</p> <p> Turn&Lock</p>
<p> Vedi pagina 428 See page 428 Voir page 428 Sieh Seite 428</p>	<p> Vedi pagina 428 See page 428 Voir page 428 Sieh Seite 428</p>	<p> Vedi pagina 428 See page 428 Voir page 428 Sieh Seite 428</p>

3094 PANDORA RIGHE LED

3109

3320

DESIGN S.T. FABAS LUCE

STRUTTURA IN METALLO E VETRO SOFFIATO BIANCO A RIGHE

METAL FRAME AND BLOWN WHITE STRIPS GLASS

MONTURE EN METAL ET VERRE SOUFFLE' BLANDES BLANCHES

METALLGESTELL UND WEISSES GEBLASENES GLAS MIT STREIFEN



DIMMER

Dimmerabile · Dimmable

Dimmable · Dimmbar

LED

OSRAM
Opto Semiconductors

A++ A

CEILING			⊗ WARM WHITE 3000 K		⊗ NATURAL WHITE 4000 K		CE IP20
P 100 Ø 300	Alimentazione / Power supply Alimentation / Stromversorgung N. LED Potenza tot. ass. / Total absorbed power Tot. puiss. absorbé / Asolut absorb. Strom	220 - 240V AC 30 13W	3109-61-258	1200 lm Bianco a righe White strips Bandes blanches Weiß mit streifen	3094-61-258	1300 lm Bianco a righe White strips Bandes blanches Weiß mit streifen	Turn&Lock
P 130 Ø 360	Alimentazione / Power supply Alimentation / Stromversorgung N. LED Potenza tot. ass. / Total absorbed power Tot. puiss. absorbé / Asolut absorb. Strom	220 - 240V AC 52 27W	3109-65-258 3320-65-258 DIMMER	2400 lm Bianco a righe White strips Blanc patiné Weiß gewischt 2400 lm Bianco a righe White strips Bandes blanches Weiß mit streifen	3094-65-258 3320-66-258 DIMMER	2700 lm Bianco a righe White strips Blanc patiné Weiß gewischt 2700 lm Bianco a righe White strips Bandes blanches Weiß mit streifen	Turn&Lock

2433 PANDORA RIGHE E27

DESIGN S.T. FABAS LUCE

STRUTTURA IN METALLO E VETRO SOFFIATO BIANCO A RIGHE / METAL FRAME AND BLOWN WHITE STRIPS GLASS
MONTURE EN METAL ET VERRE SOUFFLE' BLANDES BLANCHES / METALLGESTELL UND WEISSES GEBLASENES GLAS MIT STREIFEN



E27

A++ E

2433 CEILING  **E27 1X60W**

CE IP20 



2433-61-258 Bianco a righe
White strips
Bandes blanches
Weiß mit streifen



Turn&Lock

E27

A++ E

2433 CEILING  **E27 2X60W**

CE IP20 



2433-65-258 Bianco a righe
White strips
Bandes blanches
Weiß mit streifen




Turn&Lock



Vedi pagina 428
See page 428
Voir page 428
Sieh Seite 428

E27

A++ E

2433 CEILING  **E27 1X60W**

CE IP20 



2433-69-258 Bianco a righe
White strips
Bandes blanches
Weiß mit streifen







Turn&Lock

2636 PANDORA ARANCIO E27

DESIGN S.T. FABAS LUCE

STRUTTURA IN METALLO E VETRO SOFFIATO / METAL FRAME AND BLOWN GLASS
MONTURE EN METAL ET VERRE SOUFFLE / METALLGESTELL UND GEBLASENES GLAS



E27	A++ E	E27	A++ E	E27	A++ E
2636 CEILING 	E27 1X60W	CEILING 	E27 2X60W	CEILING 	E27 1X60W
	CE IP20 		CE IP20 		CE IP20 
 P 100 Ø 300	2636-61-170 Arancio · Orange Orange · Orange	 P 130 Ø 360	2636-65-170 Arancio · Orange Orange · Orange	 P 85 Ø 250	2636-69-170 Arancio · Orange Orange · Orange
	Turn&Lock		Turn&Lock		Turn&Lock
			Vedi pagina 428 See page 428 Voir page 428 Sieh Seite 428		

2650 PANDORA E27 IP44 3104 PANDORA LED IP44

DESIGN S.T. FABAS LUCE

STRUTTURA IN METALLO E VETRO SOFFIATO / METAL FRAME AND BLOWN GLASS
MONTURE EN METAL ET VERRE SOUFFLE / METALLGESTELL UND GEBLASENES GLAS



IP44

E27

A++ E

LED


OSRAM
Opto Semiconductors

A++ A

2650 CEILING

E27 1X60W

CE IP44



2650-61-102


Bianco · White
Blanc · Weiß

2650-61-258
Bianco a righe
White strips
Bandes blanches
Weiß mit streifen



Turn&Lock

3104 CEILING



Alimentazione / Power supply
Alimentation / Stromversorgung
N. LED

Potenza tot. ass. / Total absorbed power
Tot. puiss. absorbé / Asolut absorb. Strom

220 - 240V AC

**30
13W**

WARM WHITE 3000 K

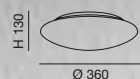
CE IP44

3104-61-102 1200 lm Bianco · White

3104-61-258 1200 lm Bianco a righe
White strips
Bandes blanches
Weiß mit streifen



Turn&Lock



Alimentazione / Power supply
Alimentation / Stromversorgung
N. LED

Potenza tot. ass. / Total absorbed power
Tot. puiss. absorbé / Asolut absorb. Strom

220 - 240V AC

**52
27W**

3104-65-102 2400 lm Bianco · White

3104-65-258 2400 lm Bianco a righe
White strips
Bandes blanches
Weiß mit streifen



Turn&Lock

2523 DEDALO


DESIGN S.T. FABAS LUCE

STRUTTURA IN METALLO E VETRO SOFFIATO / METAL FRAME AND BLOWN GLASS
MONTURE EN METAL ET VERRE SOUFFLE / METALLGESTELL UND GEBLASENES GLAS

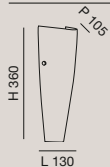


E27

A++ E

2523 WALL  E27 1X75W

CE IP20 



- 2523-21-102** Bianco · White · Blanc · Weiß
- 2523-21-125** Ambra · Amber · Ambre · Amber
- 2523-21-265** Bianco filigrana nera
White black filigree
Blanc filigrane noir
Weiß, Filigrane schwarz

2642 DEDALO

DESIGN S.T. FABAS LUCE

STRUTTURA IN METALLO E VETRO SOFFIATO / METAL FRAME AND BLOWN GLASS
MONTURE EN METAL ET VERRE SOUFFLE / METALLGESTELL UND GEBLASENES GLAS




IP44

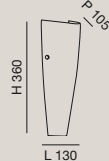
E27

A++ E

2642 WALL

 **E27 1X60W**

CE IP44 



- 2642-21-102** Bianco · White · Blanc · Weiß
- 2642-21-125** Ambra · Amber · Ambre · Amber
- 2642-21-265** Bianco filigrana nera
White black filigree
Blanc filigrane noir
Weiß, Filigrane schwarz

3127 BAR

FLY DESIGN

STRUTTURA IN METALLO E VETRO IN LASTRA / METAL FRAME AND PLATE GLASS
MONTURE EN METAL ET VERRE PLAT / METALLGESTELL UND GLASPLATTE



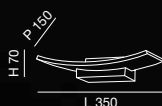
LED

A++ A

3127 WALL

LED WARM WHITE

CE IP20



Alimentazione / Power supply
Alimentation / Stromversorgung

220 - 240V AC

3127-21-178

1200 lm

Nichel satinato · Satined nickel
Nickel satiné · Nickel satiniert

N. LED
Potenza tot. ass. / Total absorbed power
Tot. puiss. absorbé / Asolut absorb. Strom

**30
12W**

3128 GLOVE

FLY DESIGN

STRUTTURA IN METALLO E VETRO IN LASTRA / METAL FRAME AND PLATE GLASS
MONTURE EN METAL ET VERRE PLAT / METALLGESTELL UND GLASPLATTE



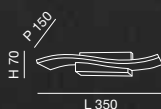
LED

A++ A

3128 WALL

LED WARM WHITE

CE IP20



Alimentazione / Power supply
Alimentation / Stromversorgung

220 - 240V AC

3128-21-178

1200 lm

Nichel satinato · Satined nickel
Nickel satiné · Nickel satiniert

N. LED
Potenza tot. ass. / Total absorbed power
Tot. puiss. absorbé / Absolut absorb. Strom

**30
12W**

3220 BRIXI

DESIGN S.T. FABAS LUCE

STRUTTURA IN METALLO E VETRO IN LASTRA / METAL FRAME AND PLATE GLASS
MONTURE EN METAL ET VERRE PLAT / METALLGESTELL UND GLASPLATTE



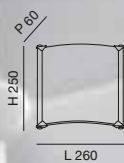
LED

3220 WALL

 **LED WARM WHITE**

A++ A

CE IP20



Alimentazione / Power supply
Alimentation / Stromversorgung
N. LED
Potenza tot. ass. / Total absorbed power
Tot. puiss. absorbé / Asolut absorb. Strom

220 - 240V AC

3220-21-102


1080 lm Bianco - White
Blanc - Weiß

**30
12W**

3133 LEAF

FLY DESIGN

STRUTTURA IN METALLO / METAL FRAME
MONTURE EN METAL / METALLGESTELL



LED

A++ A

3133 WALL

LED WARM WHITE

CE IP20



Alimentazione / Power supply
Alimentation / Stromversorgung

220 - 240V AC

3133-21-212

1200 lm

Alluminio spazzolato
Brushed aluminium
Aluminium brossé
Aluminium gebürstet

N. LED
Potenza tot. ass. / Total absorbed power
Tot. puiss. absorbé / Asolut absorb. Strom

**7
12W**

3133-21-266

1200 lm

Bianco madreperlato · White pearl
Grís perle · Perlmutterfarben

3249 MOA

ALHAMBRETTO DESIGN

STRUTTURA IN METALLO E VETRO CURVATO / METAL FRAME AND CURVED GLASS
MONTURE EN MÉTAL ET VERRE COURBÉ / METALLGESTELL UND GEBOGENES GLAS



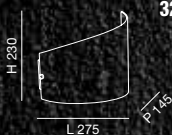
E27

A++ E

3249 WALL

 E27 1X75W

CE IP20 



3249-21-102 Bianco · White
Blanc · Weiß

2675 BOOK

FLY DESIGN

STRUTTURA IN METALLO E VETRO IN LASTRA / METAL FRAME AND PLATE GLASS
MONTURE EN METAL ET VERRE PLAT / METALLGESTELL UND GLASPLATTE

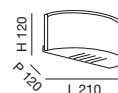


E27

A++ E

2675 WALL  **E27 1X60W**

CE IP20 



2675-21-178 Nichel satinato
Satined nickel
Nickel satiné
Nickel satiniert

2899 VANITY

FLY DESIGN

STRUTTURA IN METALLO E VETRO SOFFIATO / METAL FRAME AND BLOWN GLASS
MONTURE EN METAL ET VERRE SOUFFLE / METALLGESTELL UND GEBLASENES GLAS



E14

A++ E

E14

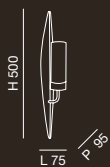
A++ E

2899 WALL  E14 1X60W

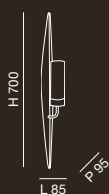
CE IP20 

2899 WALL  E14 1X60W

CE IP20 



2899-21-138 Cromo · Chromed
Chromé · Verchromt
2899-21-171 Ruggine scuro
Dark rust colour
Rouille foncé
Dunkel rostfarbig



2899-26-138 Cromo · Chromed
Chromé · Verchromt
2899-26-171 Ruggine scuro
Dark rust colour
Rouille foncé
Dunkel rostfarbig

3177 SLANE

ALHAMBRETTO DESIGN

STRUTTURA IN METALLO E VETRO IN LASTRA / METAL FRAME AND PLATE GLASS
MONTURE EN METAL ET VERRE PLAT / METALLGESTELL UND GLASPLATTE



E27

A++ E

3177 WALL  E27 1X60W

CE IP20 



3177-21-178 Nichel satinato
Satinéd nickel
Nickel satiné
Nickel satiniert

3432 VIETRI

DESIGN S.T. FABAS LUCE

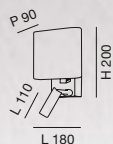
STRUTTURA IN METALLO E TESSUTO / METAL FRAME AND FABRIC
MONTURE EN MÉTAL ET ABAT JOUR TISSU / METALLGESTELL UND STOFF



LED

A++ A

3432 WALL LED WARM WHITE 8W+3W 720 lm+270 lm € IP20



3432-22-138 Cromo · Chromed
Chromé · Verchromt

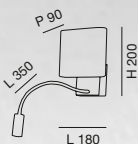


Con doppia accensione
With double lighting
Avec double allumage
Getrennt schaltbar

LED

A++ A

3432 WALL LED WARM WHITE 8W+3W 720 lm+270 lm € IP20



3432-24-178 Nichel satinato
Satinéd nickel
Nickel satiné
Nickel satiniert




Con doppia accensione
With double lighting
Avec double allumage
Getrennt schaltbar



3439 PORTICI

DESIGN S.T. FABAS LUCE

STRUTTURA IN METALLO E DIFFUSORE IN METACRILATO / METAL FRAME AND METHACRYLATE DIFFUSER
MONTURE EN MÉTAL ET DIFFUSEUR EN MÉTACHRYLATE / METALLGESTELL UND METHACRYLATABDECKUNG



LED

A++ A

3439 WALL

LED WARM WHITE 3W 270 lm

CE IP20

P 380

L 90x90



3439-21-178 Nichel satinato
Satinéd nickel
Nickel satiné
Nickel satiniert



Con interruttore
With switch
Avec interrupteur
Mit Schalter

3364 NATAN

DESIGN S.T. FABAS LUCE

STRUTTURA IN METALLO E DIFFUSORE IN METACRILATO / METAL FRAME AND METHACRYLATE DIFFUSER
MONTURE EN MÉTAL ET DIFFUSEUR EN MÉTACHRYLATE / METALLGESTELL UND METHACRYLATABDECKUNG



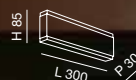
LED

3364 WALL


LED WARM WHITE 12W 1080 lm

A++ A

CE IP20



3364-22-178 Nichel satinato
Satinéd nickel
Nickel satiné
Nickel satiniert



APPLIQUE IP44 WALL IP44



3424 GABY

DESIGN S.T. FABAS LUCE

STRUTTURA IN METALLO / METAL FRAME

MONTURE EN MÉTAL / METALLGESTELL



LED

3424 WALL

LED WARM WHITE 7W 630 lm

A++ A

CE IP44



3424-21-102 Bianco · White
Blanc · Weiß

3424-21-129 Marrone · Brown
Marron · Braun


LED

3424 WALL

LED WARM WHITE 11W 990 lm

A++ A

CE IP44



3424-26-102 Bianco · White
Blanc · Weiß

3424-26-129 Marrone · Brown
Marron · Braun



3435 LEVANTO

DESIGN S.T. FABAS LUCE

STRUTTURA IN METALLO / METAL FRAME
MONTURE EN MÉTAL / METALLGESTELL



LED

A++ A

3435 WALL

LED WARM WHITE 7W 630 lm

CE IP44



3435-21-102 Bianco · White
Blanc · Weiß

3435-21-129 Marrone · Brown
Marron · Braun



3431 IGLESIAS

DESIGN S.T. FABAS LUCE

STRUTTURA IN METALLO E VETRO SOFFIATO / METAL FRAME AND BLOWN GLASS

MONTURE EN MÉTAL ET VERRE SOUFFLÉ / METALLGESTELL UND GEBLASENES GLAS



LED

A++ A

3431 WALL

LED WARM WHITE 5W 450 lm

CE IP44



3431-21-138 Cromo · Chromed
Chromé · Verchromt

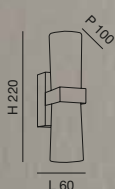
LED

A++ A

3431 WALL

LED WARM WHITE 8W 720 lm

CE IP44



3431-26-138 Cromo · Chromed
Chromé · Verchromt



3362 SAURA

DESIGN S.T. FABAS LUCE

STRUTTURA IN METALLO E DIFFUSORE IN METACRILATO / METAL FRAME AND METHACRYLATE DIFFUSER
MONTURE EN MÉTAL ET DIFFUSEUR EN MÉTACHRYLATE / METALLGESTELL UND METHACRYLATABDECKUNG



LED

3362 WALL

LED WARM WHITE 5W 450 lm CE IP44

A++ **A**

3362-21-138 Cromo · Chrome
Chromè · Verchromt



LED

3362 WALL

LED WARM WHITE 10W 900 lm CE IP44

A++ **A**

3362-26-138 Cromo · Chrome
Chromè · Verchromt





3361 NALA

DESIGN S.T. FABAS LUCE

STRUTTURA IN METALLO E DIFFUSORE IN METACRILATO / METAL FRAME AND METHACRYLATE DIFFUSER
MONTURE EN MÉTAL ET DIFFUSEUR EN MÉTACHRYLATE / METALLGESTELL UND METHACRYLATABDECKUNG



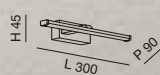
LED

3361 WALL

LED WARM WHITE 6W 540 lm

A++ **A**

CE IP44



3361-21-138 Cromo · Chrome
Chromè · Verchromt

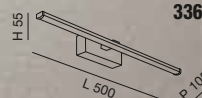
LED

3361 WALL

LED WARM WHITE 10W 900 lm

A++ **A**

CE IP44



3361-26-138 Cromo · Chrome
Chromè · Verchromt



3363 VIGO

DESIGN S.T. FABAS LUCE

STRUTTURA IN METALLO E DIFFUSORE IN METACRILATO / METAL FRAME AND METHACRYLATE DIFFUSER
MONTURE EN MÉTAL ET DIFFUSEUR EN MÉTACHRYLATE / METALLGESTELL UND METHACRYLATABDECKUNG



LED

A++ A


3363 WALL

LED WARM WHITE 5W 450 lm CE IP44



3363-21-138 Cromo · Chromed
Chromé · Verchromt





ESTERNO OUTDOOR



3314 DESDY

DESIGN S.T. FABAS LUCE

STRUTTURA IN ALLUMINIO E POLICARBONATO / ALUMINIUM FRAME AND POLYCARBONATE
STRUCTURE EN ALUMINIUM ET POLYCARBONATE / ALUMINIUM UND POLYCARBONAT



 IP54

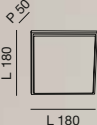

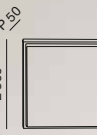
LED

A++ A

3314 CEILING

 **LED WARM WHITE**

 **IP54**

 <p>L 180</p>	Alimentazione / Power supply Alimentation / Stromversorgung N. LED Potenza tot. ass. / Total absorbed power Tot. puiss. absorbé / Asolut absorb. Strom	220 - 240V AC	3314-69-101	900 lm	Nero · Black Noir · Schwarz
		128 10W	3314-69-102	900 lm	Bianco · White Blanc · Weiß
 <p>L 240</p>	Alimentazione / Power supply Alimentation / Stromversorgung N. LED Potenza tot. ass. / Total absorbed power Tot. puiss. absorbé / Asolut absorb. Strom	220 - 240V AC	3314-61-101	2300 lm	Nero · Black Noir · Schwarz
		264 23W	3314-61-102	2300 lm	Bianco · White Blanc · Weiß
 <p>L 300</p>	Alimentazione / Power supply Alimentation / Stromversorgung N. LED Potenza tot. ass. / Total absorbed power Tot. puiss. absorbé / Asolut absorb. Strom	220 - 240V AC	3314-65-101	2800 lm	Nero · Black Noir · Schwarz
		299 30W	3314-65-102	2800 lm	Bianco · White Blanc · Weiß



3315 OLLY

DESIGN S.T. FABAS LUCE

STRUTTURA IN ALLUMINIO E POLICARBONATO / ALUMINIUM FRAME AND POLYCARBONATE
STRUCTURE EN ALUMINIUM ET POLYCARBONATE / ALUMINIUM UND POLYCARBONAT



 IP54

LED

A++ A

3315 CEILING

LED WARM WHITE

CE IP54

P 50



Ø 180

Alimentazione / Power supply
Alimentation / Stromversorgung
N. LED
Potenza tot. ass. / Total absorbed power
Tot. puiss. absorbé / Asolut absorb. Strom

220 - 240V AC

128
10W

3315-69-101

900 lm

Nero · Black
Noir · Schwarz

3315-69-102

900 lm

Bianco · White
Blanc · Weiß

P 50



Ø 240

Alimentazione / Power supply
Alimentation / Stromversorgung
N. LED
Potenza tot. ass. / Total absorbed power
Tot. puiss. absorbé / Asolut absorb. Strom

220 - 240V AC

264
23W

3315-61-101

2300 lm

Nero · Black
Noir · Schwarz

3315-61-102

2300 lm

Bianco · White
Blanc · Weiß

P 50



Ø 300

Alimentazione / Power supply
Alimentation / Stromversorgung
N. LED
Potenza tot. ass. / Total absorbed power
Tot. puiss. absorbé / Asolut absorb. Strom

220 - 240V AC

299
30W

3315-65-101

2800 lm

Nero · Black
Noir · Schwarz

3315-65-102

2800 lm

Bianco · White
Blanc · Weiß



3206 HATTON LED

3224

DESIGN S.T. FABAS LUCE

STRUTTURA IN PLASTICA / PLASTIC FRAME
MONTURE EN PLASTIQUE / KUNSTSTOFFGESTELL



IP65

SENSOR

LED

OSRAM
Opto Semiconductors

A++ A

CEILING			WARM WHITE 3000 K			NATURAL WHITE 4000 K		CE IP65
 Ø 250	Alimentazione / Power supply Alimentation / Stromversorgung	220 - 240V AC	3206-61-102	1300 lm	Bianco · White Blanc · Weiß	3206-62-102	1450 lm	Bianco · White Blanc · Weiß
	N. LED Potenza tot. ass. / Total absorbed power Tot. puiss. absorbé / Asolut absorb. Strom	33 14W	3224-61-102 SENSOR	1300 lm	Bianco · White Blanc · Weiß	3224-62-102 SENSOR	1450 lm	Bianco · White Blanc · Weiß
 Ø 300	Alimentazione / Power supply Alimentation / Stromversorgung	220 - 240V AC	3206-65-102	2400 lm	Bianco · White Blanc · Weiß	3206-66-102	2700 lm	Bianco · White Blanc · Weiß
	N. LED Potenza tot. ass. / Total absorbed power Tot. puiss. absorbé / Asolut absorb. Strom	52 27W	3224-65-102 SENSOR	2400 lm	Bianco · White Blanc · Weiß	3224-66-102 SENSOR	2700 lm	Bianco · White Blanc · Weiß

3226 HATTON E27 3229

DESIGN S.T. FABAS LUCE

STRUTTURA IN PLASTICA / PLASTIC FRAME
MONTURE EN PLASTIQUE / KUNSTSTOFFGESTELL




·))) SENSOR

Sensore a microonde · Microwave sensor
Détecteur microondes · Mikrovellensensor

· IP65

E27

CEILING

 E27 1X42W

A++ E

CE IP65 



Ø 250

3229-61-102


Bianco · White
Blanc · Weiß

3226-61-102 SENSOR

Bianco · White
Blanc · Weiß

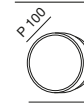
E27

CEILING

 E27 2X30W

A++ E

CE IP65 



Ø 300

3229-65-102

Bianco · White
Blanc · Weiß

3226-65-102 SENSOR

Bianco · White
Blanc · Weiß

3205 OBAN LED

DESIGN S.T. FABAS LUCE

STRUTTURA IN PLASTICA / PLASTIC FRAME
MONTURE EN PLASTIQUE / KUNSTSTOFFGESTELL



 IP65

LED

OSRAM
Opto Semiconductors

A++ A

3205 CEILING

 WARM WHITE 3000 K

 NATURAL WHITE 4000 K

CE IP65 

Size	Power supply	LEDs	Total Power	Beam Angle	Color	Model	Light Output	Color
 L 240x240	220 - 240V AC	N. LED	36 15W	1400 lm	Bianco - White Blanc - Weiß	3205-61-102	1400 lm	Bianco - White Blanc - Weiß
						3205-62-102	1550 lm	Bianco - White Blanc - Weiß
 L 300x300	220 - 240V AC	N. LED	52 27W	2400 lm	Bianco - White Blanc - Weiß	3205-65-102	2400 lm	Bianco - White Blanc - Weiß
						3205-66-102	2700 lm	Bianco - White Blanc - Weiß

3225 OBAN E27

3233

DESIGN S.T. FABAS LUCE

STRUTTURA IN PLASTICA / PLASTIC FRAME
MONTURE EN PLASTIQUE / KUNSTSTOFFGESTELL



•••) **SENSOR**

Sensore a microonde - Microwave sensor
Détecteur microondes - Mikrovellensensor

•••) **IP65**

E27

CEILING



E27 1X42W

A++ E

CE IP65

P 95



L 240x240

3233-61-102

Bianco - White

Blanc - Weiß

3225-61-102 SENSOR

Bianco - White

Blanc - Weiß

E27

CEILING



E27 2X30W

A++ E

CE IP65

P 100



L 300x300

3233-65-102

Bianco - White

Blanc - Weiß

3225-65-102 SENSOR

Bianco - White

Blanc - Weiß

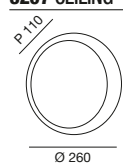
3207 WIGTON LED

DESIGN S.T. FABAS LUCE

STRUTTURA IN PLASTICA / PLASTIC FRAME
MONTURE EN PLASTIQUE / KUNSTSTOFFGESTELL



IP65

LED		OSRAM Opto Semiconductors		A++ A	
3207 CEILING		☉ WARM WHITE 3000 K		☉ NATURAL WHITE 4000 K	CE IP65
 <p>Alimentazione / Power supply Alimentation / Stromversorgung N. LED Potenza tot. ass. / Total absorbed power Tot. puiss. absorbé / Asolut absorb. Strom</p>	<p>220 - 240V AC</p> <p>33 14W</p>	<p>3207-61-102</p>	<p>1300 lm</p> <p>Bianco · White Blanc · Weiß</p>	<p>3207-62-102</p>	<p>1450 lm</p> <p>Bianco · White Blanc · Weiß</p>

3230 WIGTON E27 3227

DESIGN S.T. FABAS LUCE

STRUTTURA IN PLASTICA / PLASTIC FRAME
MONTURE EN PLASTIQUE / KUNSTSTOFFGESTELL



•))) **SENSOR**  **IP65**

Sensore a microonde · Microwave sensor
Détecteur microondes · Mikrovellensensor

E27

A++ E

CEILING  E27 1X42W

€ IP65 



3230-61-102

Bianco · White
Blanc · Weiß

3227-61-102 SENSOR

Bianco · White
Blanc · Weiß



6695 PRESTON LED

DESIGN S.T. FABAS LUCE


STRUTTURA IN POLICARBONATO / POLYCARBONATE FRAME
STRUCTURE EN POLYCARBONATE / POLYCARBONATSTRUKTUR



 IP65

 LED

6695 WALL

 WARM WHITE 3000 K

 NATURAL WHITE 4000 K

 OSRAM
Opto Semiconductors

 A++ A

CE IP65 



Alimentazione / Power supply
Alimentation / Stromversorgung

220 - 240V AC

6695-02-964

1300 lm

Nero - Black
Noir - Schwarz

6695-04-964

1450 lm

Nero - Black
Noir - Schwarz

N. LED
Potenza tot. ass. / Total absorbed power
Tot. puiss. absorbé / Asolut absorb. Strom

33
14W

6712 PRESTON E27

DESIGN S.T. FABAS LUCE

STRUTTURA IN POLICARBONATO / POLYCARBONATE FRAME
STRUCTURE EN POLYCARBONATE / POLYCARBONATSTRUKTUR

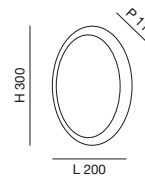


E27

A++ E

6712 WALL  **E27 1X42W**

CE IP65 



6712-08-964 Nero - Black
Noir - Schwarz

6792 ZOR

DESIGN S.T. FABAS LUCE

STRUTTURA IN ALLUMINIO / ALUMINIUM FRAME
MONTURE EN ALUMINIUM / ALUMINIUM

 IP54

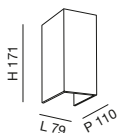
LED

6792 WALL

 LED WARM WHITE

A++ **A**

CE IP54 



Alimentazione / Power supply
Alimentation / Stromversorgung
N. LED
Potenza tot. ass. / Total absorbed power
Tot. puiss. absorbé / Asolut absorb. Strom

220 - 240V AC

2
6W

6792-02-844

320 lm

Argento · Silver
Argent · Silber



6788 CASPER

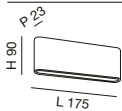
DESIGN S.T. FABAS LUCE

STRUTTURA IN ALLUMINIO / ALUMINIUM FRAME
MONTURE EN ALUMINIUM / ALUMINIUM

 IP54

LED

6788 WALL



Alimentazione / Power supply
Alimentation / Stromversorgung
N. LED
Potenza tot. ass. / Total absorbed power
Tot. puiss. absorbé / Apsolut absorb. Strom

220 - 240V AC

**60
14W**

 LED WARM WHITE

6788-02-844

6788-02-854

1300 lm

1300 lm

Argento - Silver
Argent - Silber
Bianco - White
Blanc - Weiß

A++ A

CE IP54



6820 WAPI

DESIGN S.T. FABAS LUCE

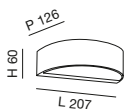
STRUTTURA IN METALLO E DIFFUSORE IN METACRILATO
METAL FRAME AND METHACRYLATE DIFFUSER
MONTURE EN MÉTAL ET DIFFUSEUR EN MÉTACHRYLATE
METALLGESTELL UND METHACRYLATABDECKUNG



IP54

LED

6820 WALL



Alimentazione / Power supply
Alimentation / Stromversorgung
N. LED
Potenza tot. ass. / Total absorbed power
Tot. puiss. absorbé / Asolut absorb. Strom

220 - 240V AC

88
11W

LED WARM WHITE

6820-02-954

960 lm

6820-02-994

960 lm

A++ A

CE IP54

Bianco · White
Blanc · Weiß
Argento · Silver
Argent · Silber



6786 TRIGG

DESIGN S.T. FABAS LUCE

STRUTTURA IN ALLUMINIO / ALUMINIUM FRAME
MONTURE EN ALUMINIUM / ALUMINIUM

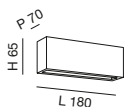


IP54



LED

6786 WALL



Alimentazione / Power supply
Alimentation / Stromversorgung
N. LED
Potenza tot. ass. / Total absorbed power
Tot. puiss. absorbé / Asolut absorb. Strom

220 - 240V AC

**60
14W**

LED WARM WHITE

6786-02-844

6786-02-854

1300 lm


1300 lm

Argento · Silver
Argent · Silber

Bianco · White
Blanc · Weiß

A++ A

CE IP54



CLASSICO CLASSIC



3366 CONTESSA

DESIGN S.T. FABAS LUCE

STRUTTURA IN METALLO E VETRO CENTRIFUGATO
METAL FRAME AND CENTRIFUGED GLASS
MONTURE EN MÉTAL ET VERRE CENTRIFUGÉ
METALLGESTELL UND ZENTRIFUGIERTES GLAS



E27

A++ E

3366 SUSPENSION  E27 1X60W

CE IP20 



3366-40-290 Argento / Bianco
Silver / White
Argentee / Blanc
Silbern / Weiß

E27

A++ E

3366 SUSPENSION  E27 1X60W

CE IP20 



3366-45-290 Argento / Bianco
Silver / White
Argentee / Blanc
Silbern / Weiß



3365 BRENDA

DESIGN S.T. FABAS LUCE

STRUTTURA IN METALLO E VETRO CENTRIFUGATO / METAL FRAME AND CENTRIFUGED GLASS
MONTURE EN MÉTAL ET VERRE CENTRIFUGÉ / METALLGESTELL UND ZENTRIFUGIERTES GLAS

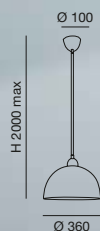


E27

A++ E

3365 SUSPENSION  E27 1X60W

CE IP20 



3365-45-290 Argento / Bianco
Silver / White
Argentee / Blanc
Silbern / Weiß

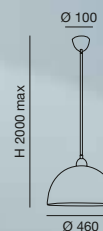
3365-45-291 Rame / Bianco
Copper / White
Cuivre / Blanc
Kupfer / Weiß

E27

A++ E

3365 SUSPENSION  E27 1X60W

CE IP20 



3365-46-290 Argento / Bianco
Silver / White
Argentee / Blanc
Silbern / Weiß

3365-46-291 Rame / Bianco
Copper / White
Cuivre / Blanc
Kupfer / Weiß



3318 LORD

DESIGN S.T. FABAS LUCE

STRUTTURA IN METALLO E VETRO CENTRIFUGATO / METAL FRAME AND CENTRIFUGED GLASS
MONTURE EN MÉTAL ET VERRE CENTRIFUGÉ / METALLGESTELL UND ZENTRIFUGIERTES GLAS



E27

A++ E

E27

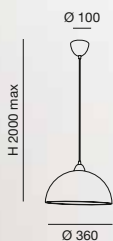
A++ E

3318 SUSPENSION  E27 1X60W

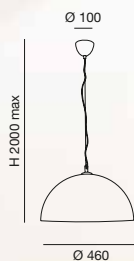
CE IP20 

3318 SUSPENSION  E27 1X60W

CE IP20 



- 3318-40-322** Foglia rame · Copper leaf
Feuille cuivre · Kupferfarbenes Blattdekor
- 3318-40-323** Foglia oro · Gold leaf
Feuille or · Goldfarbenes Blattdekor
- 3318-40-324** Foglia argento · Silver leaf
Feuille argentée · Silbernes Blattdekor



- 3318-45-322** Foglia rame · Copper leaf
Feuille cuivre · Kupferfarbenes Blattdekor
- 3318-45-323** Foglia oro · Gold leaf
Feuille or · Goldfarbenes Blattdekor
- 3318-45-324** Foglia argento · Silver leaf
Feuille argentée · Silbernes Blattdekor



3316 ROYAL

DESIGN S.T. FABAS LUCE

STRUTTURA IN METALLO E VETRO CENTRIFUGATO / METAL FRAME AND CENTRIFUGED GLASS
MONTURE EN MÉTAL ET VERRE CENTRIFUGÉ / METALLGESTELL UND ZENTRIFUGIERTES GLAS

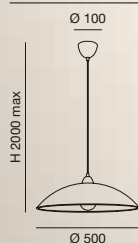


E27

A++ E

3316 SUSPENSION ✕ E27 1X60W

CE IP20



- 3316-40-290** Argento / Bianco · Silver / White
Argentee / Blanc · Silbern / Weiß
- 3316-40-322** Foglia rame · Copper leaf
Feuille cuivre · Kupferfarbenes Blattdekor
- 3316-40-323** Foglia oro · Gold leaf
Feuille or · Goldfarbenes Blattdekor
- 3316-40-324** Foglia argento · Silver leaf
Feuille argentee · Silbernes Blattdekor



3316 ROYAL

DESIGN S.T. FABAS LUCE

STRUTTURA IN METALLO E VETRO CENTRIFUGATO / METAL FRAME AND CENTRIFUGED GLASS
MONTURE EN MÉTAL ET VERRE CENTRIFUGÉ / METALLGESTELL UND ZENTRIFUGIERTES GLAS

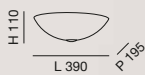


E27

A++ E

3316 WALL  E27 1X60W

CE IP20 



3316-21-322 Foglia rame · Copper leaf
Feuille cuivre · Kupferfarbenes Blattdekor

3316-21-323 Foglia oro · Gold leaf
Feuille or · Goldfarbenes Blattdekor

3316-21-324 Foglia argento · Silver leaf
Feuille argentée · Silbernes Blattdekor






2498 DEVON

FLY DESIGN

STRUTTURA IN METALLO E VETRO CENTRIFUGATO
METAL FRAME AND CENTRIFUGED GLASS
MONTURE EN METAL ET VERRE CENTRIFUGE
METALLGESTELL UND ZENTRIFUGIERTES GLAS

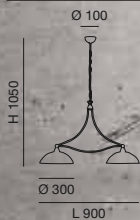


E27

2498 SUSPENSION  E27 2X100W


A++ E

CE IP20 



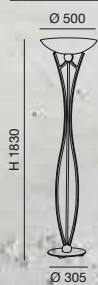
2498-46-261 Ardesia · Slate
Ardoise · Schiefergrau
Vetro bianco · White glass
Verre blanc · Glas weiß

E27


2498 FLOOR  E27 1X250W

A++ E


CE IP20 



2498-10-261 Ardesia · Slate
Ardoise · Schiefergrau
Vetro bianco · White glass
Verre blanc · Glas weiß

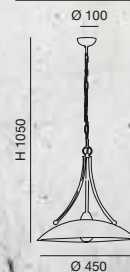
 Con variatore
With dimmer
Avec variateur
Mit Dimmer

E27

2498 SUSPENSION  E27 1X100W

A++ E

CE IP20 



2498-40-261 Ardesia · Slate
Ardoise · Schiefergrau
Vetro bianco · White glass
Verre blanc · Glas weiß



2498 DEVON


FLY DESIGN

STRUTTURA IN METALLO E VETRO CENTRIFUGATO / METAL FRAME AND CENTRIFUGED GLASS
MONTURE EN METAL ET VERRE CENTRIFUGE / METALLGESTELL UND ZENTRIFUGIERTES GLAS



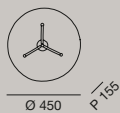
E27

2498 CEILING

 E27 2X60W

A++ E


CE IP20



2498-65-261 Ardesia · Slate
Ardoise · Schiefergrau
Vetro bianco · White glass
Verre blanc · Glas weiß

E27

2498 WALL

 E27 1X75W

A++ E


CE IP20



2498-21-261 Ardesia · Slate
Ardoise · Schiefergrau
Vetro bianco · White glass
Verre blanc · Glas weiß

G9

2498 TABLE

 G9 1X60W

C

A++ E

CE IP20



2498-30-261 Ardesia · Slate
Ardoise · Schiefergrau
Vetro bianco · White glass
Verre blanc · Glas weiß

 Con interruttore
With switch
Avec interrupteur
Mit Schalter



2498 DEVON

FLY DESIGN

STRUTTURA IN METALLO E VETRO CENTRIFUGATO / METAL FRAME AND CENTRIFUGED GLASS
MONTURE EN METAL ET VERRE CENTRIFUGE / METALLGESTELL UND ZENTRIFUGIERTES GLAS

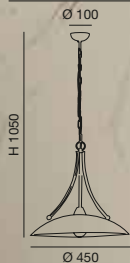


E27

A++ E

2498 SUSPENSION  E27 1X100W

CE IP20 



2498-40-171 Ruggine scuro
Dark rust colour
Rouille foncé
Dunkel rostfarbig

Vetro con decorazione scavo
Glass with scavo decoration
Verre avec décor scavo
Glas mit Scavodekor

E27

A++ E

2498 SUSPENSION  E27 2X100W

CE IP20 



2498-46-171 Ruggine scuro
Dark rust colour
Rouille foncé
Dunkel rostfarbig

Vetro con decorazione scavo
Glass with scavo decoration
Verre avec décor scavo
Glas mit Scavodekor

E27

A++ E

2498 FLOOR  E27 1X250W

CE IP20 



2498-10-171 Ruggine scuro
Dark rust colour
Rouille foncé
Dunkel rostfarbig

Vetro con decorazione scavo
Glass with scavo decoration
Verre avec décor scavo
Glas mit Scavodekor



Con variatore · With dimmer
Avec variateur · Mit Dimmer



2498 DEVON

FLY DESIGN

STRUTTURA IN METALLO E VETRO CENTRIFUGATO / METAL FRAME AND CENTRIFUGED GLASS
MONTURE EN METAL ET VERRE CENTRIFUGE / METALLGESTELL UND ZENTRIFUGIERTES GLAS



G9

C **LED**

A++ **E**

E27

A++ **E**

E27

A++ **E**

2498 TABLE G9 1X60W

CE IP20

2498 CEILING

E27 2X60W

CE IP20

2498 WALL

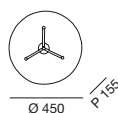
E27 1X75W

CE IP20



2498-30-171 Ruggine scuro
Dark rust colour
Rouille foncé
Dunkel rostfarbig

Vetro con decorazione scavo
Glass with scavo decoration
Verre avec décor scavo
Glas mit Scavodekor



2498-65-171 Ruggine scuro
Dark rust colour
Rouille foncé
Dunkel rostfarbig

Vetro con decorazione scavo
Glass with scavo decoration
Verre avec décor scavo
Glas mit Scavodekor



2498-21-171 Ruggine scuro
Dark rust colour
Rouille foncé
Dunkel rostfarbig

Vetro con decorazione scavo
Glass with scavo decoration
Verre avec décor scavo
Glas mit Scavodekor

Con interruttore - With switch
Avec interrupteur - Mit Schalter



2688 NADIA

FLY DESIGN

STRUTTURA IN METALLO E VETRO CENTRIFUGATO / METAL FRAME AND CENTRIFUGED GLASS
MONTURE EN METAL ET VERRE CENTRIFUGE / METALLGESTELL UND ZENTRIFUGIERTES GLAS



E27

A++ E

2688 TABLE

 E27 1X75W

CE IP20 

Ø 390

2688-30-252 Ruggine · Rust colour
Rouille · Rostfarbig
Vetro con decorazione scavo
Glass with scavo decoration
Verre avec décor scavo
Glas mit Scavodekor

H 500



Ø 180



Con interruttore
With switch
Avec interrupteur
Mit Schalter

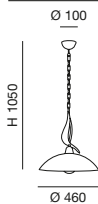


E27

A++ E

2688 SUSPENSION ✕ E27 1X100W

CE IP20



H 1050

Ø 460

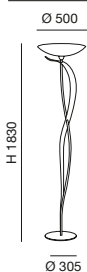
2688-40-252 Ruggine · Rust colour
Rouille · Rostfarbig
Vetro con decorazione scavo
Glass with scavo decoration
Verre avec décor scavo
Glas mit Scavodekor

E27

A++ E

2688 FLOOR ✕ E27 1X250W

CE IP20



H 1830

Ø 305

2688-10-252 Ruggine · Rust colour
Rouille · Rostfarbig
Vetro con decorazione scavo
Glass with scavo decoration
Verre avec décor scavo
Glas mit Scavodekor



Con variatore
With dimmer
Avec variateur
Mit Dimmer

2688 NADIA

FLY DESIGN


STRUTTURA STRUTTURA IN METALLO E VETRO CENTRIFUGATO / METAL FRAME AND CENTRIFUGED GLASS
MONTURE EN METAL ET VERRE CENTRIFUGE / METALLGESTELL UND ZENTRIFUGIERTES GLAS



E27

A++ E

2688 CEILING

 E27 2X60W

CE IP20



Ø 460


P 120

2688-65-252 Ruggine · Rust colour
Rouille · Rostfarbig
Vetro con decorazione scavo
Glass with scavo decoration
Verre avec décor scavo
Glas mit Scavodekor

E27

A++ E

2688 WALL

 E27 1X75W

CE IP20



2688-21-252 Ruggine · Rust colour
Rouille · Rostfarbig
Vetro con decorazione scavo
Glass with scavo decoration
Verre avec décor scavo
Glas mit Scavodekor

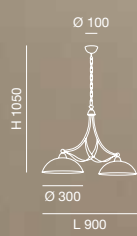


E27

A++ E

2688 SUSPENSION ✕ E27 2X100W

CE IP20 Ⓢ



2688-46-252 Ruggine · Rust colour
Rouille · Rostfarbig
Vetro con decorazione scavo
Glass with scavo decoration
Verre avec décor scavo
Glas mit Scavodekor

3043 QUEBEC

DESIGN S.T. FABAS LUCE

STRUTTURA IN METALLO E VETRO CENTRIFUGATO / METAL FRAME AND CENTRIFUGED GLASS
MONTURE EN METAL ET VERRE CENTRIFUGE / METALLGESTELL UND ZENTRIFUGIERTES GLAS





E14

A++ E


E27

A++ E

E27


A++ E

3043 TABLE

 E14 1X60W


CE IP20 

3043 CEILING

 E27 2X60W

CE IP20 

3043 WALL


 E27 1X75W

CE IP20 



3043-30-171 Ruggine scuro
Dark rust colour
Rouille foncé
Dunkel rostfarbig

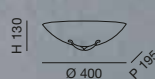
Vetro con decorazione scavo
Glass with scavo decoration
Verre avec décor scavo
Glas mit Scavodekor

 Con interruttore - With switch
Avec interrupteur - Mit Schalter



3043-65-171 Ruggine scuro
Dark rust colour
Rouille foncé
Dunkel rostfarbig

Vetro con decorazione scavo
Glass with scavo decoration
Verre avec décor scavo
Glas mit Scavodekor



3043-21-171 Ruggine scuro
Dark rust colour
Rouille foncé
Dunkel rostfarbig

Vetro con decorazione scavo
Glass with scavo decoration
Verre avec décor scavo
Glas mit Scavodekor

3043 QUEBEC

DESIGN S.T. FABAS LUCE

STRUTTURA IN METALLO E VETRO CENTRIFUGATO / METAL FRAME AND CENTRIFUGED GLASS
MONTURE EN METAL ET VERRE CENTRIFUGE / METALLGESTELL UND ZENTRIFUGIERTES GLAS

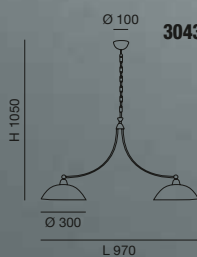


E27

A++ E

3043 SUSPENSION  **E27 2X100W**

CE IP20 



3043-46-171 Ruggine scuro
Dark rust colour
Rouille foncé
Dunkel rostfarbig

Vetro con decorazione scavo
Glass with scavo decoration
Verre avec décor scavo
Glas mit Scavodekor



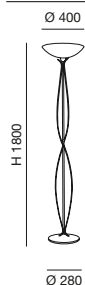
E27

3043 FLOOR

✕ E27 1X250W

A++ E

CE IP20



3043-10-171 Ruggine scuro
Dark rust colour
Rouille foncé
Dunkel rostfarbig

Vetro con decorazione scavo
Glass with scavo decoration
Verre avec décor scavo
Glas mit Scavodekor



Con interruttore - With switch
Avec interrupteur - Mit Schalter

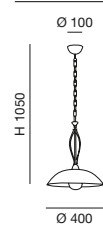
E27

3043 SUSPENSION

✕ E27 1X100W


A++ E

CE IP20



3043-40-171 Ruggine scuro
Dark rust colour
Rouille foncé
Dunkel rostfarbig

Vetro con decorazione scavo
Glass with scavo decoration
Verre avec décor scavo
Glas mit Scavodekor



FARETTI-SOTTOPENSILI SPOTS-UNDERSHELVES

3428 VASTO

DESIGN S.T. FABAS LUCE

STRUTTURA IN ALLUMINIO
ALUMINIUM FRAME
MONTURE EN ALUMINIUM
ALUMINIUMGESTELL

3440 PONZA

DESIGN S.T. FABAS LUCE

STRUTTURA IN ALLUMINIO
ALUMINIUM FRAME
MONTURE EN ALUMINIUM
ALUMINIUMGESTELL



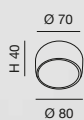
LED

A++ A

3428 SPOT

LED WARM WHITE 7W 630 lm

CE IP20



3428-71-102 Bianco · White
Blanc · Weiß

LED

A++ A

3440 SPOT

LED WARM WHITE 7W 630 lm

CE IP20



3440-71-102 Bianco · White
Blanc · Weiß



3430 ANZIO

DESIGN S.T. FABAS LUCE

STRUTTURA IN ALLUMINIO
ALUMINIUM FRAME
MONTURE EN ALUMINIUM
ALUMINIUMGESTELL



3429 PALMI

DESIGN S.T. FABAS LUCE

STRUTTURA IN ALLUMINIO
ALUMINIUM FRAME
MONTURE EN ALUMINIUM
ALUMINIUMGESTELL



LED

A++ A

3430 SPOT

LED WARM WHITE 6W 540 lm

CE IP20



3430-71-102 Bianco · White
Blanc · Weiß

LED

A++ A

3429 SPOT

LED WARM WHITE 6W 540 lm

CE IP20



3429-71-102 Bianco · White
Blanc · Weiß

L 65x65



3326 SOUL

DESIGN S.T. FABAS LUCE

STRUTTURA IN METALLO / METAL FRAME
MONTURE EN MÉTAL / METALLGESTELL



LED

A++ A

3326 SPOT

LED WARM WHITE 8W 720 lm

CE IP20



3326-81-102 Bianco · White
Blanc · Weiß
3326-81-178 Nichel satinato
Satined nickel
Nickel satiné
Nickel satiniert

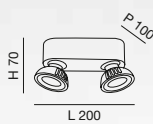
LED

A++ A

3326 SPOT

LED WARM WHITE 16W 1450 lm

CE IP20



3326-82-102 Bianco · White
Blanc · Weiß
3326-82-178 Nichel satinato
Satined nickel
Nickel satiné
Nickel satiniert

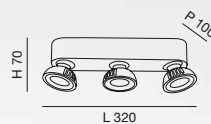
LED

A++ A


3326 SPOT

LED WARM WHITE 24W 2200 lm

CE IP20



3326-83-102 Bianco · White
Blanc · Weiß
3326-83-178 Nichel satinato
Satined nickel
Nickel satiné
Nickel satiniert



3445 SIGMA


DESIGN S.T. FABAS LUCE

INCASSO DI PICCOLE DIMENSIONI IN ALLUMINIO BIANCO PARTICOLARMENTE ADATTO ALL'ILLUMINAZIONE DECORATIVA DI INTERNI E AREE DI ATTESA E TRANSITO. DISPONIBILE IN UN'AMPIA GAMMA DI SCHERMI FRONTALI PER VERSIONE FISSA O ORIENTABILE, TONDA O QUADRATA, A FILO O ARRETRATA.

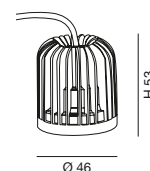
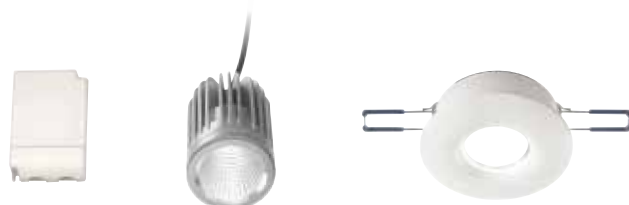
RECESSED SPOT IN SMALL DIMENSIONS, PARTICULARLY SUITABLE FOR DECORATIVE LIGHTING INTERIORS AND WAITING AND TRANSIT AREAS. IT HAS A WIDE RANGE OF FRONTAL COVER FOR FIXING OR ADJUSTABLE, ROUND OR SQUARE, FLUSH OR RECESSED VERSION.

ENCASTRE DE PETITE DIMENSION EN ALUMINIUM BLANC. PARTICULIEREMENT ADATPE A L'ECLAIRAGE DECORATIF INTERIEUR ET AUX ZONES D'ATTENTE ET DE TRANSIT. DISPONIBLE DANS UNE LARGE GAMME D'ANNEAUX EN VERSION FIXE OU ORIENTABLE, RONDE OU CARREE, SOURCE AFFLEURANTE OU EN RETRAIT.

KLEINER EINBAUSPOT IN ALUMINIUM. ERHÄLTICH MIT UNTERSCHIEDLICHEN RAHMEN: QUADRATISCH, RUND, SCHWENKBAR, NICHT SCHWENKBAR, FLACH ODER MIT NACH HINTEN VERSETZTEM LEUCHTMITTEL FÜR ERHÖHTEN SEHKOMPFORT.



L'ARTICOLO È COMPOSTO DA: / ITEM IS COMPOSED OF:
L'ARTICLE EST COMPOSÉ DE: / ARTIKEL BESTEHT AUS:



Cornice a incasso tondo fisso

Recessed round fixed frame
Anneau rond à encastrer fixe
Einbaurahmen rund starr



Cornice a incasso quadrato fisso

Recessed square fixed frame
Anneau quadrato à encastrer fixe
Einbaurahmen quadratisch starr



Cornice a incasso tondo orientabile

Recessed round adjustable frame
Anneau rond à encastrer orientable
Einbaurahmen rund schwenkbar



Cornice a incasso quadrato orientabile

Recessed square adjustable frame
Anneau carre à encastrer orientable
Einbaurahmen quadratisch schwenkbar



Cornice a incasso tondo arretrato fisso

Recessed round fixed backward frame
Anneau rond à encastrer fixe source en retrait
Einbaurahmen rund starr nach hinten versetzt



Cornice a incasso quadrato arretrato fisso

Recessed square fixed backward frame
Anneau carre à encastrer fixe source en retrait
Einbaurahmen quadratisch starr nach hinten versetzt



3328 SPOTTY

DESIGN VARIAFORMA

STRUTTURA IN METALLO E DIFFUSORE IN METACRILATO / METAL FRAME AND METHACRYLATE DIFFUSER
MONTURE EN MÉTAL ET DIFFUSEUR EN MÉTACHRYLATE / METALLGESTELL UND METHACRYLATABDECKUNG

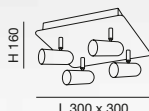


LED

A++ A


3328 CEILING

LED WARM WHITE 20W 1800 lm CEE IP20



3328-74-102 Bianco · White
Blanc · Weiß

3328-74-178 Nichel satinato
Satinéd nickel
Nickel satiné
Nickel satiniert

 LED dimmerabile
Dimmable LED
LED dimmable
LED dimmbar



3328 SPOTTY

DESIGN VARIAFORMA

STRUTTURA IN METALLO E DIFFUSORE IN METACRILATO
METAL FRAME AND METHACRYLATE DIFFUSER
MONTURE EN MÉTAL ET DIFFUSEUR EN MÉTACHRYLATE
METALLGESTELL UND METHACRYLATABDECKUNG



LED

A++ A

3328 SPOT

LED WARM WHITE 5W 450 lm

CE IP20



3328-81-102 Bianco · White
Blanc · Weiß

3328-81-178 Nichel satinato
Satinéd nickel
Nickel satiné
Nickel satiniert



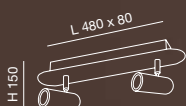
LED

A++ A

3328 SPOT

LED WARM WHITE 10W 900 lm

CE IP20



3328-82-102 Bianco · White
Blanc · Weiß

3328-82-178 Nichel satinato
Satinéd nickel
Nickel satiné
Nickel satiniert



3325 NIKO

DESIGN S.T. FABAS LUCE

STRUTTURA IN METALLO E DIFFUSORE IN METACRILATO / METAL FRAME AND METHACRYLATE DIFFUSER
MONTURE EN MÉTAL ET DIFFUSEUR EN MÉTACHRYLATE / METALLGESTELL UND METHACRYLATABDECKUNG



LED

A++ A

3325 SPOT

LED WARM WHITE 5W 450 lm

CE IP20

H 170
L 150

3325-81-178 Nichel satinato
Satinéd nickel
Nickel satiné
Nickel satiniert

LED

A++ A

3325 SPOT

LED WARM WHITE 10W 900 lm

CE IP20

H 160
L 310 x 80

3325-82-178 Nichel satinato
Satinéd nickel
Nickel satiné
Nickel satiniert

LED

A++ A

3325 SPOT

LED WARM WHITE 15W 1350 lm

CE IP20

H 160
L 510 x 80

3325-83-178 Nichel satinato
Satinéd nickel
Nickel satiné
Nickel satiniert

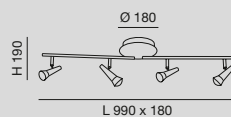


LED

A++ A

3325 SPOT

LED WARM WHITE 20W 1800 lm CE IP20



3325-84-178 Nichel satinato
Satined nickel
Nickel satiné
Nickel satiniert

2554 ALICE

DESIGN S.T. FABAS LUCE

STRUTTURA IN METALLO / METAL FRAME
MONTURE EN METAL / METALLGESTELL

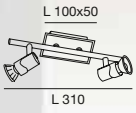


GU10 **C** **A++** **E**
2554 SPOT GU10 1X50W **CE IP20**



2554-81-178 Nichel satinato · Satined nickel
Nickel satiné · Nickel satiniert
 Con interruttore
With switch
Avec interrupteur
Mit Schalter

GU10 **C** **A++** **E**
2554 SPOT GU10 2X50W **CE IP20**



2554-82-178 Nichel satinato · Satined nickel
Nickel satiné · Nickel satiniert
 Con doppia accensione
With double lighting
Avec double allumage
Getrennt schaltbar


GU10 **C** **A++** **E**
2554 SPOT GU10 1X50W **CE IP20**



2554-27-178 Nichel satinato · Satined nickel
Nickel satiné · Nickel satiniert
 Con interruttore
With switch
Avec interrupteur
Mit Schalter




GU10

2554 SPOT  **GU10 6X50W** **C**  **A++** **E** **CE IP20**

L 120x55

2554-86-178 Nichel satinato · Satined nickel
Nickel satiné · Nickel satiniert



L 1500

GU10

2554 SPOT  **GU10 4X50W** **C**  **A++** **E** **CE IP20**

L 120x55

2554-80-178 Nichel satinato · Satined nickel
Nickel satiné · Nickel satiniert



L 700

6690 GALWAY

DESIGN S.T. FABAS LUCE

STRUTTURA IN ALLUMINIO E POLICARBONATO / ALUMINIUM FRAME AND POLYCARBONATE
STRUCTURE EN ALUMINIUM ET POLYCARBONATE / ALUMINIUM UND POLYCARBONAT





6690 GALWAY ON/OFF

DESIGN S.T. FABAS LUCE

STRUTTURA IN ALLUMINIO E POLICARBONATO / ALUMINIUM FRAME AND POLYCARBONATE
STRUCTURE EN ALUMINIUM ET POLYCARBONATE / ALUMINIUM UND POLYCARBONAT



LED A++ A

6690 WALL  LED WARM WHITE CE IP20

H 95  33	6690-02-011 480 lm 48 LED 5W L 300 mm
	6690-02-012 780 lm 80 LED 8W L 500 mm
	6690-02-013 1500 lm 160 LED 16W L 1000 mm

LED A++ A

6690 WALL  LED NATURAL WHITE CE IP20

H 95  33	6690-04-011 500 lm 48 LED 5W L 300 mm
	6690-04-012 800 lm 80 LED 8W L 500 mm
	6690-04-013 1600 lm 160 LED 16W L 1000 mm

6690 GALWAY TOUCH DIMMER

DESIGN S.T. FABAS LUCE

STRUTTURA IN ALLUMINIO E POLICARBONATO / ALUMINIUM FRAME AND POLYCARBONATE
STRUCTURE EN ALUMINIUM ET POLYCARBONATE / ALUMINIUM UND POLYCARBONAT



LED A++ A

6690 WALL  LED WARM WHITE CE IP20

H 95  33	6690-02-001 480 lm 48 LED 5W L 300 mm
	6690-02-002 780 lm 80 LED 8W L 500 mm
	6690-02-003 1500 lm 160 LED 16W L 1000 mm

LED A++ A

6690 WALL  LED NATURAL WHITE CE IP20

H 95  33	6690-04-001 500 lm 48 LED 5W L 300 mm
	6690-04-002 800 lm 80 LED 8W L 500 mm
	6690-04-003 1600 lm 160 LED 16W L 1000 mm

0°/45°/90°



300/500/1000 MM



ACCESSORI

ACCESSORIES / ACCESSOIRES / ZUBEHÖR



6690-50-004 Alimentatore per sottopensili 6W 24V con cavo da 1,5 mt.
6W 24V underwall unit plug power supply with cable 1,5 mt.
Alimentation pour règlette sous meuble 6W 24V avec le cable de 1,50 mt.
6W 24V Trafo mit Stecker für Unterbauleuchte mit Kabel 1,5 mt.



6690-50-001 Alimentatore per sottopensili 24W 24V con cavo da 1,5 + 1,5 mt.
24W 24V underwall unit power supply with cable 1,5 + 1,5 mt.
Alimentation pour règlette sous meuble 24W 24V avec le cable de 1,50 + 1,50 mt.
24W 24V Trafo für Unterbauleuchte mit Kabel 1,5+ 1,5 mt.



6690-50-006 Alimentatore per sottopensili 36W 24V con cavo da 1,5 + 1,5 mt.
36W 24V underwall unit power supply with cable 1,5 + 1,5 mt.
Alimentation pour règlette sous meuble 36W 24V avec le cable de 1,50 + 1,50 mt.
36W 24V Trafo für Unterbauleuchte mit Kabel 1,5+ 1,5 mt.



6690-50-005 Variatore e interruttore ON/OFF per GALWAY con cavo da 1 mt.
Dimmer and power ON/OFF for GALWAY with cable 1 mt.
Variateur et interrupteur ON/OFF pour GALWAY avec cable de 1 mt.
Dimmer und Funktion ON/OFF für GALWAY mit Kabel 1 mt.
Non adatta per GALWAY touch dimmer / Not suitable for GALWAY touch dimmer
Pas adaptés pour GALWAY touch dimmer / Nicht geeignet für GALWAY Touch Dimmer



6690-50-008 Sensore PIR / PIR Sensor
Sensor PIR / Infrarotsensor
Non adatta per GALWAY touch dimmer / Not suitable for GALWAY touch dimmer
Pas adaptés pour GALWAY touch dimmer / Nicht geeignet für GALWAY Touch Dimmer



6690-50-003 Connettore multipolo 1 ingresso 8 uscite per sottopensili
Multipole connector 1 input 8 outputs for underwall unit
Prise multiple de raccordement 1 entrées 8 sorties pour règlette sous meuble
Adapter LED für Unterbauleuchte 1 Eingang 8 Ausgänge



6690-50-009 Sensore touch dimmer per GALWAY ON/OFF
Touch sensor for GALWAY ON/OFF
Sensor touche pour GALWAY ON/OFF
Tastdimmer für GALWAY ON/OFF



Materiale incluso
Material included
Matériel inclus
Material in dem Paket enthalten

6728 PLAY

DESIGN S.T. FABAS LUCE

STRUTTURA IN ALLUMINIO E POLICARBONATO / ALUMINIUM FRAME AND POLYCARBONATE
STRUCTURE EN ALUMINIUM ET POLYCARBONATE / ALUMINIUM UND POLYCARBONAT





6728 PLAY

DESIGN S.T. FABAS LUCE

STRUTTURA IN ALLUMINIO E POLICARBONATO / ALUMINIUM FRAME AND POLYCARBONATE
STRUCTURE EN ALUMINIUM ET POLYCARBONATE / ALUMINIUM UND POLYCARBONAT



LED

A++ A

6728 PLAY  LED WARM WHITE 

6728-02-001	320 lm	36 LED	4W	L 260 mm
6728-02-002	720 lm	78 LED	9W	L 560 mm
6728-02-003	1140 lm	120 LED	13W	L 860 mm
6728-02-004	1440 lm	162 LED	18W	L 1160 mm

LED

A++ A

6728 PLAY  LED NATURAL WHITE 

6728-04-001	340 lm	36 LED	4W	L 260 mm
6728-04-002	765 lm	78 LED	9W	L 560 mm
6728-04-003	1205 lm	120 LED	13W	L 860 mm
6728-04-004	1530 lm	162 LED	18W	L 1160 mm

LED

A++ A

6728 PLAY  LED SPECIALE CARNE 

6728-91-001	270 lm	36 LED	4W	L 260 mm
6728-91-002	630 lm	78 LED	9W	L 560 mm
6728-91-003	1000 lm	120 LED	13W	L 860 mm
6728-91-004	1240 lm	162 LED	18W	L 1160 mm

ACCESSORI

ACCESSORIES / ACCESSOIRES / ZUBEHÖR

6728-50-001



6728-50-002



6728-50-003



6728-50-001 Cavi di congiunzione con connettore maschio e femmina, lunghezza totale cm. 20.
Interconnecting lead with male and female connector, total length cm. 20.
Câble de connexion avec connecteur mâle et femelle, longueur totale 20 cm
Verbindungskabel mit männlichem und weiblichem Anschluss, Gesamtlänge 20 cm.

6728-50-002 Cavi di congiunzione con connettore maschio e femmina, lunghezza totale cm. 30.
Interconnecting lead with male and female connector, total length cm. 30.
Câble de connexion avec connecteur mâle et femelle, longueur totale 30 cm
Verbindungskabel mit männlichem und weiblichem Anschluss, Gesamtlänge 30 cm.

6728-50-003 Cavi di congiunzione con connettore maschio e femmina, lunghezza totale cm. 50.
Interconnecting lead with male and female connector, total length cm. 50.
Câble de connexion avec connecteur mâle et femelle, longueur totale 50 cm
Verbindungskabel mit männlichem und weiblichem Anschluss, Gesamtlänge 50 cm.

6728-50-010 Interruttore on/off
Switch on/off
Interrupteur on/off
Schalter on/off



6728-50-011 Alimentatore 110-230V DC 24V 36W per sottopensili dalla spina all'alimentatore cm. 120 e dall'alimentatore al morsetto femmina 150 cm.
Power supply 110V-230V DC 24V 36W from plug to power is 120 cm and from converter to female connector is 150 cm.
Alimentation 110-230V DC 24V 36W longueur du cordon d'alimentation 120 cm et de l'alimentation au connecteur femelle 150 cm
Treiber 110-230V DC 24V 36W mit 120cm Kabel vom Stecker und 150 cm Kabel bis Anschluss.



6728-50-004 Cavo di congiunzione con 1 connettore maschio e 2 femmina, dal connettore maschio allo splitter lunghezza cm. 50 e dallo splitter al connettore femmina lunghezza cm. 200.
Splitter with 2 output, from male connector to splitter is cm. 50 and from splitter to female is cm 200.
Câble de connexion avec 1 connecteur mâle et 2 femelles, longueur entre le connecteur mâle et la séparation 50 cm, longueur entre la séparation et la connexion femelle 200 cm.
Verteiler mit 2 Ausgängen, von männlicher Seite 50cm, von Verteiler zu weiblicher Seite 200 cm.



6728-50-012 Alimentatore 110-230V DC 24V 60W per sottopensili dalla spina all'alimentatore cm. 120 e dall'alimentatore al morsetto femmina 150 cm.
Power supply 110V-230V DC 24V 60W from plug to power is 120 cm and from converter to female connector is 150 cm.
Alimentation 110-230V DC 24V 60W longueur du cordon d'alimentation 120 cm et de l'alimentation au connecteur femelle 150 cm.
Treiber 110-230V DC 24V 60W mit 120 cm Kabel vom Stecker und 150 cm Kabel bis Anschluss.



6728-50-005 Cavo di congiunzione con 1 connettore maschio e 6 femmina, dal connettore maschio allo splitter lunghezza cm. 50 e dallo splitter al connettore femmina lunghezza cm. 200.
Splitter with 6 output, from male connector to splitter is cm. 50 and from splitter to female is cm 200.
Câble de connexion avec 1 connecteur mâle et 6 femelles, longueur entre le connecteur mâle et la séparation 50cm, longueur entre la séparation est la connexion femelle 200 cm.
Verteiler mit 6 Ausgängen, von männlicher Seite 50 cm, von Verteiler zu weiblicher Seite 200 cm.



6728-50-013 Alimentatore 110-230V DC 24V 120W per sottopensili dalla spina all'alimentatore cm. 120 e dall'alimentatore al morsetto femmina 150 cm.
Power supply 110V-230V DC 24V 120W from plug to power is 120 cm and from converter to female connector is 150 cm.
Alimentation 110-230V DC 24V 120W longueur du cordon d'alimentation 120 cm et de l'alimentation au connecteur femelle 150 cm.
Treiber 110-230V DC 24V 120W mit 120cm Kabel vom Stecker und 150 cm Kabel bis Anschluss.



6728-50-006 Staffa di fissaggio regolabile calamitata, rotazione a 180°.
Adjustable fixing component with magnet, 180° degree rotating.
Fixation ajustable aimantée, rotation à 180°.
Kippbare Befestigungsclips mit Magnet, 180° rotierend



SPIEGAZIONE DEI SIMBOLI

SYMBOLS EXPLANATION / LEGENDE DES SYMBOLES / ZEICHENERKLÄRUNGEN



- Tutti i prodotti FABAS LUCE che rientrano nell'ambito di applicazione della direttiva europea compatibilità elettromagnetica E.M.C. 2014/30/UE e successive modifiche e/o della direttiva europea bassa tensione B.T. 2014/35/UE e successive modifiche, soddisfano i requisiti richiesti e recano la marcatura "CE".
- All FABAS LUCE products fall within the range of application of the European electromagnetic compatibility E.M.C.directive 2014/30/UE and subsequent amendment and/or the European low voltage directive B.T. 2014/35/UE and subsequent, meet the required specifications and bear "CE" labelling.
- Tous les produits FABAS LUCE appartenant au champ d'application de la directive européenne compatibilité électromagnétique E.M.C. 2014/30/UE et modifications successives et/ou de la directive européenne basse tension B.T. 2014/35/UE et modification successive remplissent les conditions prévues et portent le marquage "CE".
- Alle Produkte von FABAS LUCE, die unter das Anwendungsgebiet der europäischen Richtlinien der elektromagnetischen Kompatibilität E.M.C. 2014/30/UE und nachfolgende Änderungen und/oder der europäischen Richtlinie der Niederspannung B.T. 2014/35/UE und nachfolgende Änderung fallen, entsprechen den erforderlichen Eigenschaften und tragen das "CE" -Kennzeichen.



- Il simbolo indica la non idoneità degli apparecchi al montaggio diretto su superfici normalmente infiammabili.
ATTENZIONE: l'apparecchio non può essere installato su superfici in legno o rivestite con tappezzeria.
Se vengono installate lampadine LED o fluorescenza con potenza pari o inferiore a 20W l'apparecchio è da considerarsi IDONEO a essere installato su superfici normalmente infiammabili.
- The symbol indicates that the fixture is not suitable for assembly directly on normally inflammable surfaces.
WARNING: the fixture can not be fixed on wall in wood or covered by wallpaper.
If they are equipped with LED or fluorescent bulbs with power equal to or less than 20W the fixture is considered SUITABLE to be installed on flammable surfaces.
- Le symbole indique que cet Appareil ne doit pas être monté directement sur des surfaces normalement inflammables.
ATTENTION: l'appareil ne doit pas être monté sur les surfaces revêtu de bois ou de tapisserie (surfaces normalement inflammables).
S'il est équipé avec des ampoules LED ou fluorescents avec une puissance inférieure à ou égale à 20W l'appareil est considéré adapté pour être installé sur les surfaces inflammables.
- Die Leuchte ist nicht dazu geeignet, direkt auf normal entflammbaren Oberflächen installiert zu werden.
ACHTUNG: das Gerät kann nicht auf holz- oder mit tapetenpapier belegten oberflächen montiert werden.
Bei Bestückung der Leuchte mit LED- oder Fluoreszenz-Leuchtmitteln mit einer Leistung von maximal 20 Watt kann das Gerät an entflammbaren Oberflächen montiert werden.



- Lampada la cui protezione contro la scarica elettrica non si basa solo sull' isolamento di base dell' apparecchio, ma su un ulteriore sistema di sicurezza che consiste nel collegamento dei componenti conduttivi accessibili ad un conduttore di sicurezza (messa a terra) facente parte dell' impianto elettrico.
- Luminaire in which protection against electrical shocks is not just based on the basic insulation but also on an additional safety precautions consisting of connecting the accessible conductive parts to a safety conductor (earth), that is included in the electrical system.
- L'appareil d'éclairage dans lequel la protection contre des chocs électriques n'est pas simplement basée sur l'isolation principale mais également sur des mesures de sécurité additionnelles en consistent à relier les parties conductrices accessible à un conducteur de sûreté (la terre), celui inclus dans le système électrique.
- Leuchten in denen der Schutz gegen Stromschläge nicht nur auf der grundlegenden Isolierung basiert ist, sondern auch auf einer zusätzlichen Sicherheitsvorkehrung, bestehend aus den Anschluss der berührbaren leitfähigen Teile zu einem Schutzleiter (Erde), der in elektrischem System enthalten ist.



- Apparecchio omologato in classe II, con cablaggio a doppio isolamento. Durante l'installazione, tagliare il cavo di terra.
- Class II certified equipment, with double insulated wiring. During installation, cut earth wire.
- Appareil homologué en Classe II, avec câblage à double isolation. Pendant l'installation, couper le cable de terre.
- In Klasse II zugelassene Apparate mit doppelt isolierter Verkabelung. Während der Montage schneiden sie das Erdekabel.



- Apparecchio in cui la protezione contro la scossa elettrica si basa sull' alimentazione a bassissima tensione di sicurezza (SELV) e in cui non si producono tensioni superiori alla stessa.
- A luminaire in which protection against electric shock relies on supply at safety extra-low voltage (SELV) and in which voltages higher than those of SELV are not generated.
- Un appareil d'éclairage dans lequel la protection contre la décharge électrique se fonde sur l'approvisionnement à la très-basse tension de sûreté (SELV) et dans quelles tensions plus haut que ceux de SELV ne sont pas produits.
- Eine Beleuchtung, in der Schutz gegen Elektroschock auf Versorgungsmaterial an der sehr-niedrigen Spannung der Sicherheit (SELV) beruht und in in welchen Spannungen höher, als die von SELV werden nicht erzeugt.



- In caso di sostituzione della lampadina, utilizzarne una auto-protetta, che non necessita di schermo di protezione.
- In case of bulb replacement, use the auto-protected one, which doesn't need any other protection glass.
- Dans le cas du remplacement de l'ampoule, utiliser l'une auto-protégée, laquelle n'a pas besoin de autre verre de protection.
- Sollte die Birne ersetzt werden, die selbstbeschützende Birne benutzen, die kein weiteres Schutzglas braucht.

LED dimmerabile / Dimmable LED / LED dimmable / LED dimmbar



- La dimmerazione funziona a taglio di fase: si raccomanda l'utilizzo di variatori compatibili.
Alcune delle marche con prodotti compatibili sono: VARILIGHT, JUNG, BUSCH, AURORA, TCL
- The dimming function works on phase cut dimmers: we recommend appropriate dimmers.
Some appropriate products are manufactured by the following: VARILIGHT, JUNG, BUSCH, AURORA, TCL
- La fonction de gradation fonctionne avec des variateurs à découpage de phase : nous recommandons d'utiliser des variateurs appropriés.
Certains produits appropriés sont fabriqués par les sociétés suivantes: VARILIGHT, JUNG, BUSCH, AURORA, TCL
- Die Dimmfunktion arbeitet sowohl mit Phasenanschnittdimmer als auch mit Phasenabschnittdimmer. Wir empfehlen geeignete Dimmer zu verwenden.
Hersteller einiger geeigneter Produkte sind: VARILIGHT, JUNG, BUSCH, AURORA, TCL

- IP20**
 - Protetto contro corpi solidi maggiori di 12 mm.
 - Protected against solid objects greater than 12 mm.
 - Protégé contre les corps solides supérieur à 12 mm .
 - Schutz vor dem Eindringen von Stoffen mit einem Durchmesser von mehr als 12 mm.
- IP40**
 - Protetto contro corpi solidi maggiori di 1 mm.
 - Protected against solid objects greater than 1 mm.
 - Protégé contre les corps solides supérieur à 1 mm
 - Schutz vor dem Eindringen von Stoffen mit einem Durchmesser von mehr als 1 mm.
- IP41**
 - Protetto contro corpi solidi maggiori di 1 mm. e contro lo stillicidio.
 - Protected against solid objects greater than 1 mm and dripping water.
 - Protégé contre les corps solides supérieurs à 1 mm et contre les chutes verticales de gouttes d'eau (condensation).
 - Schutz vor dem Eindringen von Stoffen mit einem Durchmesser von mehr als 1 mm und vor dem Eindringen von Tropfen.
- IP44**
 - Protetto contro corpi solidi maggiori di 1 mm e contro gli spruzzi.
 - Avvitare a fondo la lampadina al portalampada per garantire il grado di protezione.
 - Protected against solid objects greater than 1mm and splashing water.
 - To warranty protection of the fixture, bulb must be well screwed to the lampholder.
 - Protégé contre les corps solides supérieur à 1 mm et de giclées d'eau.
 - Visser bien l'ampoule à la douille pour garantir l'index de protection de l'appareil.
 - Schutz vor dem Eindringen von Stoffen mit einem Durchmesser von mehr als 1 mm und vor dem Eindringen von Spritzwasser.
 - Das Leuchtmittel sehr gut in die Fassung schrauben, um den Geräteschutz zu gewährleisten.
- IP54**
 - Protetto contro la polvere e contro gli spruzzi.
 - Protected against dust and splashing water.
 - Protégé contre la poussière et de giclées d'eau.
 - Geschützt gegen Staub und Spritzwasser.
- IP65**
 - Totalmente protetto contro la polvere e i getti.
 - Fully protected against dust and water jets.
 - Totalement protégé contre la poussière et jets d'eau.
 - Kompletta staubdicht und geschützt gegen Strahlwasser.

LAMPADINA BULB / AMPOULE / LEUCHTMITTEL

Lampadina inclusa - Bulb included
Ampoule incluse - Leuchtmittel inklusiv



E14

•



GU10



G9



LED

Lampadina esclusa - Bulb excluded
Ampoule exclue - Leuchtmittel nicht inklusiv



E14



E27



GU10

•

•

INDICE ALFABETICO ALPHABETICAL INDEX

PRODUCT NAME	PRODUCT CODE	PAGE
ADE	2533	248
ADRIA	3414	52
AGIA	3242	114
ALEXIA	2476	152
ALICANTE LED	3376	202
ALICE	2554	418
ALIX	2894	320
ANZIO	3430	406
ARAGON E27	3357	18
ARAGON LED	3357	20
ARBATAX	3433	252
ARMILLA	2796	308
ASTROS	3286	283
AVA	3290	122
BADIA	3383	44
BALI	3354	130
BAR	3127	330
BARD	3394	32
BEND	3303	176
BIKE	3297	78
BLAST	3302	243
BONG	3198	154
BOOK	2675	335
BOREA	2792	309
BRENDA	3365	378
BRENTA	3407	224
BRIXI	3220	332
BURT	3202	170
CAKE	3312	266
CAP	2918	150
CASPER	6788	371
CEVA	3419	260
CLES	3420	262
COMO	3405	206
CONTESSA	3366	376
CORTINA LED	3375	204
CROW	3327	84
DEBORAH	3441	48
DEDALO	2523	328
DEDALO IP44	2642	329
DELTA	3443	28
DELVIN	3214	182
DESDY	3314	358
DESUS	3324	72
DEVON	2498	386
DIANA	2753	148
DINGLE	3215	184
DOLI	3293	230
DOMINO	3144	312
DOROTEA	2960	188
DRESS	3353	235
DUNK	3239	64
EGON	3356	306
ENSEMBLE	3350	228
EVO	3248	128
FANES	3426	258
FANO	3421	264
FIORI	2607	314
FITZ	3264	216
FOGG	3139	311
FORMIA	3404	254
FOX E27	2385	291
FOX LED	3098	290
FOX LED	3122	290
FULMOON	3247	58
GABY	3424	344
GAIA BIG	2654	242
GAIA G9	2561	241
GAIA LED	3341	240
GALAXY	3285	280
GALWAY	6690	420
GAO	3138	313
GERA	3423	285
GLIFI	3348	229

PRODUCT NAME	PRODUCT CODE	PAGE
GLOVE	3128	331
GOODNIGHT	3417	50
GRACE	2881	304
GRAFF E27	3209	317
GRAFF LED	3210	316
GRAVITY	3360	222
HALE	3255	102
HATTON E27	3229	363
HATTON E27 SENSOR	3226	363
HATTON LED	3206	362
HATTON LED SENSOR	3224	362
HILL	2958	300
IGLESIAS	3431	348
ISABELLA	3410	22
JAP	3339	227
KASA E27	3347	169
KASA LED	3347	168
KELTY E27	3232	293
KELTY E27 SENSOR	3228	293
KELTY LED	3208	292
KENT SOSP	3061	174
KENT E27	3061	289
KENT LED	3100	288
KENT LED	3152	288
KERRY	2742	138
KYMI	3287	282
LEAF	3133	333
LEVANTO	3435	346
LIDO	3141	310
LISSETTA	3015	249
LIZZY	3309	268
LODGE	3161	178
LORD	3318	380
LUCY	2500	244
LUCY BIG	2653	245
LYNN SOSP	3062	175
LYNN	3062	294
LYRI	3267	172
MABEL	3296	68
MAGGIE	2957	296
MELODY	3116	140
MELVILLE	3262	96
MILL	3253	110
MILTON	3113	302
MIRKA	3446	307
MOA	3249	334
MOMO	3334	276
MORGANA G9	2513	238
MORGANA LED	3340	239
NADIA	2688	394
NALA	3361	352
NATAN	3364	341
NEUTRA	3386	218
NICE	2908	166
NIKI	3148	208
NIKITA	2586	247
NIKO	3325	416
NISIDE	3263	134
OBAN E27	3233	365
OBAN E27 SENSOR	3225	365
OBAN LED	3205	364
OLLY	3315	360
OMBRELLO	3351	234
OSAKA E14/E27	2867	275
OSAKA LED	3162	274
OSAKA LED	3163	274
OSLO	3336	112
OSTUNI	3422	284
PALINURO	3393	46
PALMI	3429	406
PANDORA ARANCIO E27	2636	326
PANDORA BIANCA E27	2433	323
PANDORA BIANCA E27 SENSOR	3222	323
PANDORA BIANCA LED	3094	322

PRODUCT NAME	PRODUCT CODE	PAGE
PANDORA BIANCA LED	3320	322
PANDORA BIANCA LED	3221	322
PANDORA BIANCA LED	3109	322
PANDORA E27 IP44	2650	327
PANDORA LED IP44	3104	327
PANDORA RIGHE E27	2433	325
PANDORA RIGHE LED	3094	324
PANDORA RIGHE LED	3109	324
PANDORA RIGHE LED	3320	324
PARTY	2689	315
PICCADILLY	2890	295
PIKE E27	3097	319
PIKE LED	3101	318
PIKE LED	3121	318
PIPER	3342	113
PLAY	6728	424
PLAZA E14/E27	2866	287
PLAZA LED	3166	286
PLAZA LED	3167	286
PLISSET	3331	278
PONZA	3440	404
PORTICI	3439	340
PRESTON E27	6712	369
PRESTON LED	6695	368
PROVENZA	2907	164
QUEBEC	3043	398
RIACE	3425	256
RIVOLI	2427	305
ROCKFORD	3054	236
ROXIE	3300	116
ROYAL	3316	382
SAURA	3362	350
SAVONA	2155	186
SCOTT	3075	237
SCRUB E27	3345	159
SCRUB LED	3345	156
SIGMA	3445	410
SIMI	3257	226
SIRIO	3388	38
SIRIO	3388	42
SIRIO	3389	43
SIRIO	3390	40
SLANE	3177	337
SLIGO	3216	180
SOFI	3258	231
SOFT	3322	54
SOLANGE	3291	232
SOUL	3326	408
SPINY	3408	47
SPOTTY	3328	412
SUSANNA	3444	26
SWAN	3270	92
TRIGG	6786	373
TULPE	3243	272
TUX	3203	171
TWISTER	3369	200
URANIA	2981	139
VALE E27	3346	163
VALE LED	3346	160
VANITY	2899	336
VASTO	3428	404
VERSILIA	3436	214
VICHY	3272	270
VICTORIA	2696	246
VIETRI	3432	338
VIGO	3363	354
VIKTOR	3385	210
WAPI	6820	372
WASHINGTON	3413	220
WASP	3265	212
WIGTON E27	3230	367
WIGTON E27 SENSOR	3227	367
WIGTON LED	3207	366
ZOR	6792	370

INDICE PER CODICE PRODOTTO ITEM CODE INDEX

PRODUCT CODE	PRODUCT NAME	PAGE
2155	SAVONA	186
2385	FOX E27	291
2427	RIVOLI	305
2433	PANDORA BIANCA E27	323
2433	PANDORA RIGHE E27	325
2476	ALEXIA	152
2498	DEVON	386
2500	LUCY	244
2513	MORGANA G9	238
2523	DEDALO	328
2533	ADE	248
2554	ALICE	418
2561	GAIA G9	241
2586	NIKITA	247
2607	FIORI	314
2636	PANDORA ARANCIO E27	326
2642	DEDALO IP44	329
2650	PANDORA E27 IP44	327
2653	LUCY BIG	245
2654	GAIA BIG	242
2675	BOOK	335
2688	NADIA	394
2689	PARTY	315
2696	VICTORIA	246
2742	KERRY	138
2753	DIANA	148
2792	BOREA	309
2796	ARMILLA	308
2866	PLAZA E14/E27	287
2867	OSAKA E14/E27	275
2881	GRACE	304
2890	PICCADILLY	295
2894	ALIX	320
2899	VANITY	336
2907	PROVENZA	164
2908	NICE	166
2918	CAP	150
2957	MAGGIE	296
2958	HILL	300
2960	DOROTEA	188
2981	URANIA	139
3015	LISSETTA	249
3043	QUEBEC	398
3054	ROCKFORD	236
3061	KENT SOSP	174
3061	KENT E27	289
3062	LYNN SOSP	175
3062	LYNN	294
3075	SCOTT	237
3094	PANDORA BIANCA LED	322
3094	PANDORA RIGHE LED	324
3097	PIKE E27	319
3098	FOX LED	290
3100	KENT LED	288
3101	PIKE LED	318
3104	PANDORA LED IP44	327
3109	PANDORA BIANCA LED	322
3109	PANDORA RIGHE LED	324
3113	MILTON	302
3116	MELODY	140
3121	PIKE LED	318
3122	FOX LED	290
3127	BAR	330
3128	GLOVE	331
3133	LEAF	333
3138	GAO	313
3139	FOGG	311
3141	LIDO	310
3144	DOMINO	312
3148	NIKI	208
3152	KENT LED	288
3161	LODGE	178
3162	OSAKA LED	274
3163	OSAKA LED	274

PRODUCT CODE	PRODUCT NAME	PAGE
3166	PLAZA LED	286
3167	PLAZA LED	286
3177	SLANE	337
3198	BONG	154
3202	BURT	170
3203	TUX	171
3205	OBAN LED	364
3206	HATTON LED	362
3207	WIGTON LED	366
3208	KELTY LED	292
3209	GRAFF E27	317
3210	GRAFF LED	316
3214	DELVIN	182
3215	DINGLE	184
3216	SLIGO	180
3220	BRIXI	332
3221	PANDORA BIANCA LED	322
3222	PANDORA BIANCA E27 SENSOR	323
3224	HATTON LED SENSOR	362
3225	OBAN E27 SENSOR	365
3226	HATTON E27 SENSOR	363
3227	WIGTON E27 SENSOR	367
3228	KELTY E27 SENSOR	293
3229	HATTON E27	363
3230	WIGTON E27	367
3232	KELTY E27	293
3233	OBAN E27	365
3239	DUNK	64
3242	AGIA	114
3243	TULPE	272
3247	FULMOON	58
3248	EVO	128
3249	MOA	334
3253	MILL	110
3255	HALE	102
3257	SIMI	226
3258	SOFI	231
3262	MELVILLE	96
3263	NISIDE	134
3264	FITZ	216
3265	WASP	212
3267	LYRI	172
3270	SWAN	92
3272	VICHY	270
3285	GALAXY	280
3286	ASTROS	283
3287	KYMI	282
3290	AVA	122
3291	SOLANGE	232
3293	DOLI	230
3296	MABEL	68
3297	BIKE	78
3300	ROXIE	116
3302	BLAST	243
3303	BEND	176
3309	LIZZY	268
3312	CAKE	266
3314	DESDY	358
3315	OLLY	360
3316	ROYAL	382
3318	LORD	380
3320	PANDORA BIANCA LED	322
3320	PANDORA RIGHE LED	324
3322	SOFT	54
3324	DESUS	72
3325	NIKO	416
3326	SOUL	408
3327	CROW	84
3328	SPOTTY	412
3331	PLISSET	278
3334	MOMO	276
3336	OSLO	112
3339	JAP	227
3340	MORGANA LED	239

PRODUCT CODE	PRODUCT NAME	PAGE
3341	GAIA LED	240
3342	PIPER	113
3345	SCRUB LED	156
3345	SCRUB E27	159
3346	VALE LED	160
3346	VALE E27	163
3347	KASA LED	168
3347	KASA E27	169
3348	GLIFI	229
3350	ENSEMBLE	228
3351	OMBRELLO	234
3353	DRESS	235
3354	BALI	130
3356	EGON	306
3357	ARAGON E27	18
3357	ARAGON LED	20
3360	GRAVITY	222
3361	NALA	352
3362	SAURA	350
3363	VIGO	354
3364	NATAN	341
3365	BRENDA	378
3366	CONTESSA	376
3369	TWISTER	200
3375	CORTINA LED	204
3376	ALICANTE LED	202
3383	BADIA	44
3385	VIKTOR	210
3386	NEUTRA	218
3388	SIRIO	38
3388	SIRIO	42
3389	SIRIO	43
3390	SIRIO	40
3393	PALINURO	46
3394	BARD	32
3404	FORMIA	254
3405	COMO	206
3407	BRENTA	224
3408	SPINY	47
3410	ISABELLA	22
3413	WASHINGTON	220
3414	ADRIA	52
3417	GOODNIGHT	50
3419	CEVA	260
3420	CLES	262
3421	FANO	264
3422	OSTUNI	284
3423	GERA	285
3424	GABY	344
3425	RIACE	256
3426	FANES	258
3428	VASTO	404
3429	PALMI	406
3430	ANZIO	406
3431	IGLESIAS	348
3432	VIETRI	338
3433	ARBATAX	252
3435	LEVANTO	346
3436	VERSILIA	214
3439	PORTICI	340
3440	PONZA	404
3441	DEBORAH	48
3443	DELTA	28
3444	SUSANNA	26
3445	SIGMA	410
3446	MIRKA	307
6690	GALWAY	420
6695	PRESTON LED	368
6712	PRESTON E27	369
6728	PLAY	424
6786	TRIGG	373
6788	CASPER	371
6792	ZOR	370
6820	WAPI	372

CONTATTI CONTACTS



FABAS LUCE s.p.A.

Sede

Via Luigi Talamoni, 75
20861 Brugherio (MB) Italy
Tel. 0039 039 890 69 1
0039 039 214 22 06
Fax 0039 039 214 22 08

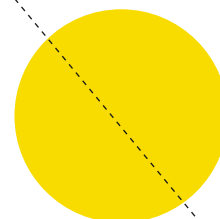
www.fabasluce.it
info@fabasluce.it
salesdept@fabasluce.it



FABAS LUCE GmbH

Westring, 5
D-59759 Arnsberg Germany
Tel. 0049 29 32 / 8 90 16 60
Fax 0049 29 32 / 8 90 16 62
vertrieb@fabasluce.com

**Divisione ATILED Germania/
ATILED-Abteilung Deutschland**
Franz Volk Strasse, 5
77652 Offenburg Germany
atiled.germany@fabasluce.com



© **DITRE** IDEAS MAKERS

graphic artwork & photo editing
Ditre.com

photo
Quasarfoto.com
Archivio Fabas

printed in Italy
July 2017

È VIETATA LA RIPRODUZIONE ANCHE
PARZIALE DI QUESTO CATALOGO.
IT IS FORBIDDEN TO REPRODUCE
ANY PART OF THIS CATALOGUE.

CONDIZIONI GENERALI

GENERAL CONDITIONS / CONDITIONNES GENERALES / ALLGEMEINE BEDINGUNGEN

Attenzione:

Tutti i prodotti Fabas Luce sono registrati e protetti da brevetto; le contraffazioni saranno perseguibili giuridicamente.

Il luogo d'adempimento e il foro competente è in entrambi i casi Monza (Italia).

In linea di massima valgono solo le nostre condizioni di vendita e di consegna.

Ci riserviamo il diritto di proprietà su questo catalogo.

La consegna è franco fabbrica.

Tutte le misure indicate nel presente catalogo sono in millimetri.

L'azienda si riserva, ferme restando le caratteristiche basilari del prodotto, di apportare senza preavviso tutte le modifiche che riterrà necessarie allo scopo di migliorare la qualità del prodotto stesso.

Lampadine:

Sono comprese nella consegna se nella descrizione del prodotto è dichiarato in modo esplicito che sono incluse (incl.).

Le lampadine sono considerate beni di consumo e per questo non sono soggette ai diritti di garanzia altrimenti validi.

Pezzi di ricambio:

Sono consultabili sul sito www.fabasluce.it.

Cura del prodotto:

Per la pulizia delle lampade utilizzare soltanto uno straccio di cotone morbido asciutto. Non utilizzare detergenti e liquidi.

Fare inoltre attenzione alle istruzioni di utilizzo e di assemblaggio consegnate assieme alla lampada.

Ci riserviamo il diritto di apportare modifiche di progettazione.

Le specifiche sulle misure fanno riferimento a misurazioni approssimative.

Riserva di proprietà:

Ci riserviamo la proprietà sulle merci fornite fino al pagamento completo di tutti i crediti derivanti dal contratto di fornitura. Questo vale anche per le consegne future, anche se non sempre ne viene fatto riferimento esplicito.

Siamo legittimati a riprenderci la merce qualora il committente violi il contratto.

Please note:

Fabas Luce products are protected by design registrations and patents, imitations will be prosecuted.

Place of delivery and jurisdiction for both parties is Monza (Italy).

As a rule, only our sales and supply conditions will be applied.

We reserve ownership rights to this catalogue.

Delivery is ex works.

All dimensions in this catalogue are in millimeters.

While maintaining the basic characteristics of the product, the manufacturer reserves the right to make modifications at any time and without any prior notice, with the sole aim of improving the quality of the product.

Bulbs:

Included in delivery only if declared as included (incl.) in product specifications.

Bulbs are consumables and thus not subject to otherwise applicable defect warranty rights.

Spareparts:

Are accessible on the website www.fabasluce.it.

Care information:

Please only use a soft dry cotton cloth to clean the lamps. Please do not use cleaners or liquids.

Please also read the instructions of use and assembly supplied with the lamps.

We reserve the right to design modifications.

The measurement specifications refer to approximate dimensions.

Retention of title:

We reserve ownership rights of the delivered goods until complete payment of all receivables resulting from the contract. These conditions also apply to all future business relations even if this is not expressly agreed again.

We are entitled to take back the goods if the buyer breaches the contract.

Notez s'il vous plaît:

Les produits Fabas Luce sont protégés par le dépôt de dessins et de brevets, les imitations seront poursuivies.

Le lieu de la compétence juridique pour les deux parties est Monza (Italie).

En règle générale, seules nos conditions de vente et d'approvisionnement sont applicables. Nous nous réservons le droit de propriété de ce catalogue.

La livraison est départ-usine (EXW).

Toutes les dimensions de ce catalogue sont en millimètres.

La société se réserve le droit, sous réserve de conserver les caractéristiques de base du produit, de procéder sans préavis, à toutes modifications qui seraient nécessaires, dans le but d'améliorer la qualité du produit.

Ampoules:

Seulement incluses dans la livraison, s'il est spécifié qu'elles sont incluses (incl.) dans le produit.

Les ampoules sont des consommables et ne sont donc pas soumises au droit de garantie.

Pièces de rechange:

Sont accessibles sur le site web www.fabasluce.it.

Entretien informations:

S'il vous plaît utilisez uniquement un chiffon de coton doux et sec pour nettoyer les lampes.

S'il vous plaît ne pas utiliser des nettoyeurs ou des liquides.

S'il vous plaît lisez les instructions d'utilisation et de montage fournies avec les lampes.

Nous nous réservons le droit d'apporter des modifications sur les produits.

Les informations de mesure se réfèrent à des dimensions approximatives.

Réserve de propriété:

Nous nous réservons le droit de propriété des marchandises livrées jusqu'au paiement intégral de toutes les créances résultant du contrat. Ces conditions sont également applicables à toutes les relations commerciales futures, même si cela n'avait pas été expressément convenu.

Nous sommes en droit de reprendre la marchandise si l'acheteur ne respecte pas le contrat.

Bitte beachten Sie:

Alle Fabas Luce Leuchtenmodelle sind als Geschmacksmuster geschützt, Nachahmungen werden gerichtlich verfolgt.

Erfüllungsort und Gerichtsstand für beide Teile ist Monza (Italien).

Es gelten grundsätzlich nur unsere Verkaufs- und Lieferbedingungen.

Das Eigentumsrecht dieses Kataloges behalten wir uns vor.

Lieferung erfolgt ab Fabrik.

Alle Maße in diesem Katalog sind in Millimeter.

Unter Beibehaltung der grundlegenden Produkteigenschaften behält sich der Hersteller das Recht vor, die Änderungen jederzeit und ohne vorherige Ankündigung vorzunehmen, mit dem einzigen Ziel der Qualitätsverbesserung des Produkts.

Leuchtmittel:

gehören nur dann zum Lieferumfang, wenn diese in den Produktbeschreibungen ausdrücklich als inklusive (incl.) gekennzeichnet sind.

Bitte beachten Sie, dass Leuchtmittel Verbrauchsgüter sind und nicht den ansonsten gültigen Sachmängelansprüchen unterliegen.

Ersatzteile:

Können direkt auf der Webseite www.fabasluce.it angeschaut werden.

Pflegehinweis:

Für die Leuchtenpflege bitte nur ein weiches trockenes Baumwolltuch benutzen. Bitte keine Reinigungsmittel und Flüssigkeiten verwenden.

Bitte beachten Sie zusätzlich die der Leuchte beigefügten Gebrauchs- und Montageanleitungen.

Konstruktionsänderungen behalten wir uns vor.

Bei der Maßangaben handelt es sich um ca.-Abmessungen.

Eigentumsvorbehalt:

Wir behalten uns das Eigentum an der gelieferten Sache bis zur vollständigen Bezahlung sämtlicher Forderungen aus dem Liefervertrag vor. Dies gilt auch für alle zukünftigen Lieferungen, auch wenn wir uns nicht stets ausdrücklich hierauf berufen. Wir sind berechtigt, die Kaufsache zurückzunehmen, wenn der Besteller sich vertragswidrig verhält.



CAF2017-02



8 019282 096313